

IAM

Panduan Update Firmware

Semua Versi

Catatan Perubahan

Tanggal	Deskripsi Perubahan
29 September 2020	Semua versi dokumen rilis.

DAFTAR ISI

1 Upgrade Firmware	1
2 Versi Produk	1
3 Sangfor Firmware Updater	1
4 Firmware Upgrade Package	1
5 Langkah-langkah Upgrade	2
6 Pencegahan	4

1 Upgrade Firmware

User perlu melakukan upgrade firmware pada unit saat ini.

2 Versi Produk

Semua Versi

3 Sangfor Firmware Updater

Akses ke <https://community.sangfor.com/plugin.php?id=info:index> > Self Service > Download > Tools untuk download Sangfor Firmware Updater tool.

[Software](#) [Tools](#) [URL Database](#) [App Database](#) [Signature Database](#)

Sangfor Firmware Updater

Tool used to install update package on any Sangfor product(excluding Sangfor HCI)

Last Update: 12 Jun 2019 11:12 Size: 3.08 MB File MD5: 19E64BF5121E2D4E7C49FF9908818513


[Download](#)

4 Firmware Upgrade Package

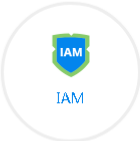
Akses ke <https://community.sangfor.com/plugin.php?id=info:index> > Self Service > Download > Software untuk download firmware upgrade package.

[Software](#) [Tools](#) [URL Database](#) [App Database](#) [Signature Database](#)


Contact your local supplier or Sangfor Technical Support Representatives for assistance installing or upgrading your Sangfor products.




NGAF




IAM




aCloud(HCI)




VDI




WANO




SSL



CM



Endpoint




Cyber Command

5 Langkah-langkah Upgrade

1. Periksa path upgrade dari upgrade package.

● IAM 12.0.42


Name	Description	Size	File MD5	Last Update	Download	Operation
IAM12.0.42.ssu	Support upgrade to IAM12.0.42 official version from the following versions, with the update package (IAM12.0.42.ssu): IAM11.0 official version, IAM11.0R2 beta version, IAM11.0R2 official version, IAM11.2 beta version, IAM11.2 official version, IAM11.2R1 beta version, IAM11.2R1 official version, IAM11.6 beta version, IAM11.6 official version, IAM11.9 beta version, IAM11.9 official version, IAM12.0.7 official version, IAM12.0.8 beta version, IAM12.0.8 official version, IAM12.0.12 beta version, IAM12.0.12 official version, IAM12.0.13 beta version, IAM12.0.13 official version, IAM12.0.14 beta version, IAM12.0.14 official version, IAM12.0.17 beta version and IAM12.0.17 official version, IAM12.0.18 official version, IAM12.0.23 official version, IAM12.0.25 beta version, IAM12.0.25 official version, IAM12.0.26 beta version, IAM12.0.26 version, IAM12.0.27 beta version, IAM12.0.27 version, IAM12.0.40 beta version, IAM12.0.40 official version, IAM12.0.41 beta version, IAM12.0.41 official version, IAM12.0.42 beta version, (External data center uses BI3.0.12 for log synchronization).	1.3GB	A24CDEDACA9D0E283140D37838010C	23 Jun 2020 11:24		Copy Link


2. License update software harus valid.


Summary
 Status: Activated [Manual Update](#)
 Type: Paid
 Software Version: IAM12.0.42.199 Build20200428


Gateway ID:
 User:
 Time Activated: 2020-09-14 14:46:15


Function Licenses



Device License
 Max WAN Lines: 4
 Branch VPN Sites: 10



Multi-Function License
 Licensed Modules:
 1. VPN Setup
 2. Application Audit
 2.1 Content Audit (Private Content Audit)
 ...


Neural-X License
 APT Detection, Malicious URL Detection
 Expires on: 2021-07-09

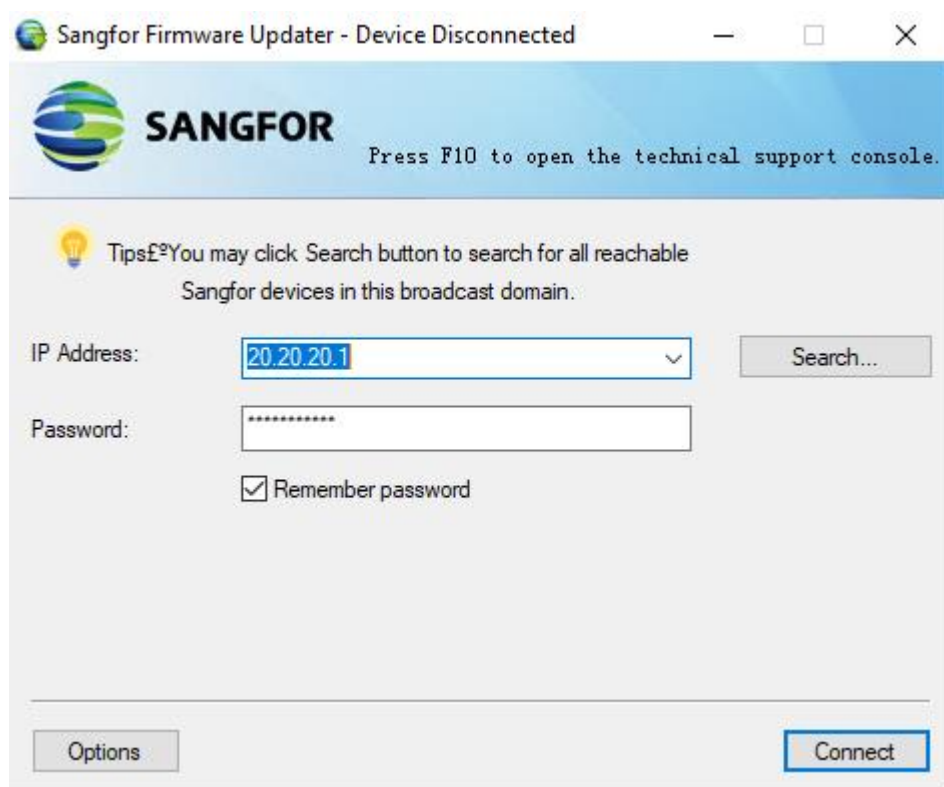

Sangfor Engine Zero License
 Sangfor Engine Zero
 Expires on: 2022-07-09


Application Signature Database
 Expires on: 2022-07-09

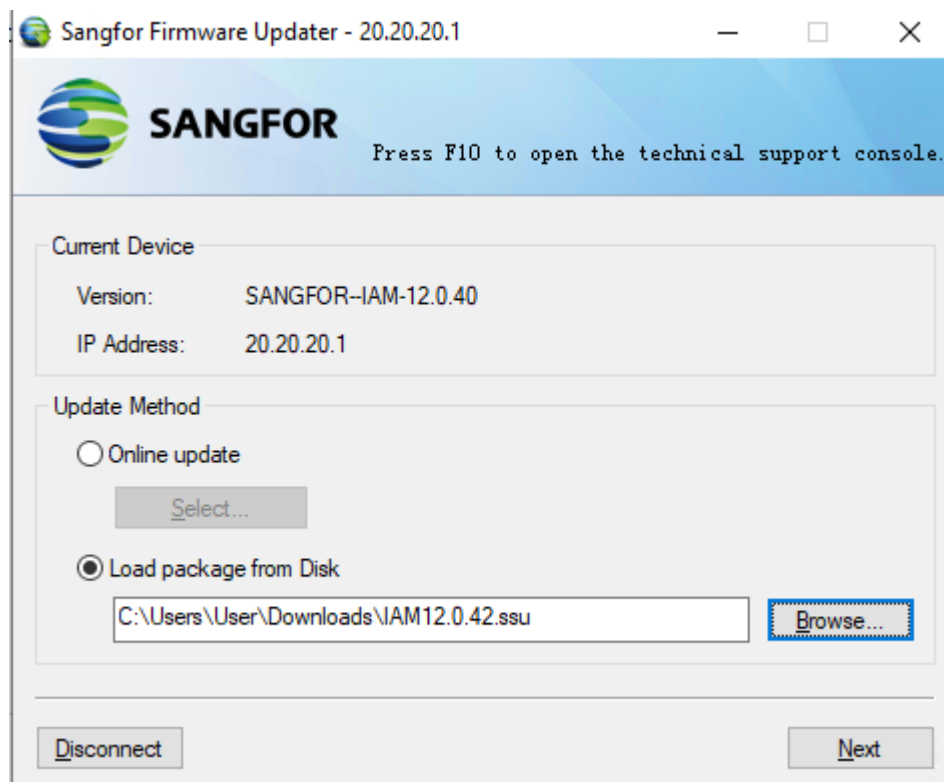

Software Update License
 Software can be updated to new version (if available) within the expiration date.
 Expires on: 2022-07-09


Sangfor URL Database
 Cloud-based URL Identification
 Expires on: 2022-07-09

3. Bukalah Sangfor Firmware Updater: masukkan IP address perangkat di bagian [IP Address], masukkan "admin" atau password yang telah anda atur di bagian [Password]. Selanjutnya, klik [Connect] seperti yang ditampilkan pada gambar di bawah ini :

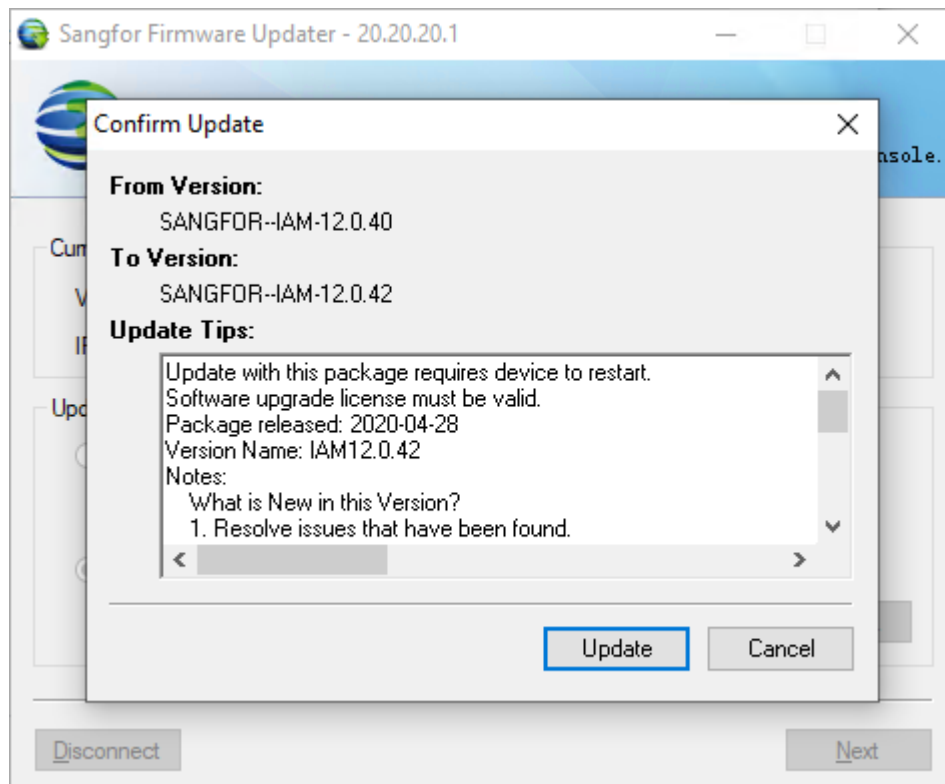


4. Pilih file, load firmware ssu dari lokasi PC (file bisa di download dari situs web resmi Sangfor), klik [Next] seperti yang ditampilkan pada gambar di bawah ini:



5. Proses Upgrade

Klik Update untuk melanjutkan proses upgrade firmware.



6 Himbauan

1. Perangkat akan reboot otomatis setelah upgrade selesai.
2. Disarankan untuk membackup konfigurasi sebelum upgrade.
3. Sebelum melakukan upgrade, silahkan menghubungi technical support Sangfor untuk memeriksa apakah hardware dan software memenuhi syarat.
4. Sangat disarankan untuk menggunakan koneksi langsung antara PC dan IAM untuk menghindari masalah jaringan yang dapat menyebabkan upgrade gagal.
5. License perangkat yang di upgrade harus valid.



SANGFOR

Copyright © SANGFOR Technologies Inc. All rights reserved.

No part of this document may be reproduced or transmitted in any form or by any means without prior written consent of SANGFOR Technologies Inc.

SANGFOR is the trademark of SANGFOR Technologies Inc. All other trademarks and trade names mentioned in this document are the property of their respective holders.

Every effort has been made in the preparation of this document to ensure accuracy of the contents, but all statements, information, and recommendations in this document do not constitute a warranty of any kind, express or implied. The information in this document is subject to change without notice. To obtain the latest version, contact the international service center of SANGFOR Technologies Inc