



IAG

USB Audit Configuration Guide

Version 13.0.15



Change Log

Date	Change Description
Sep 26, 2020	Version 13.0.15 document release.

CONTENT

1 USB Audit Configuration Guide.....	1
2 Product Version.....	1
3 Ingress Client Based Configuration.....	1
4 Precaution	3

1 USB Audit Configuration Guide.

Intranet PC using USB to random copying of company information leads to problems such as leaks.

After inserting USB, it supports auditing the content copied by the computer to the USB:

The behaviors that support auditing include:

USB disk insertion, USB disk removal, copying files to USB, moving files to USB, and modifying files in USB;

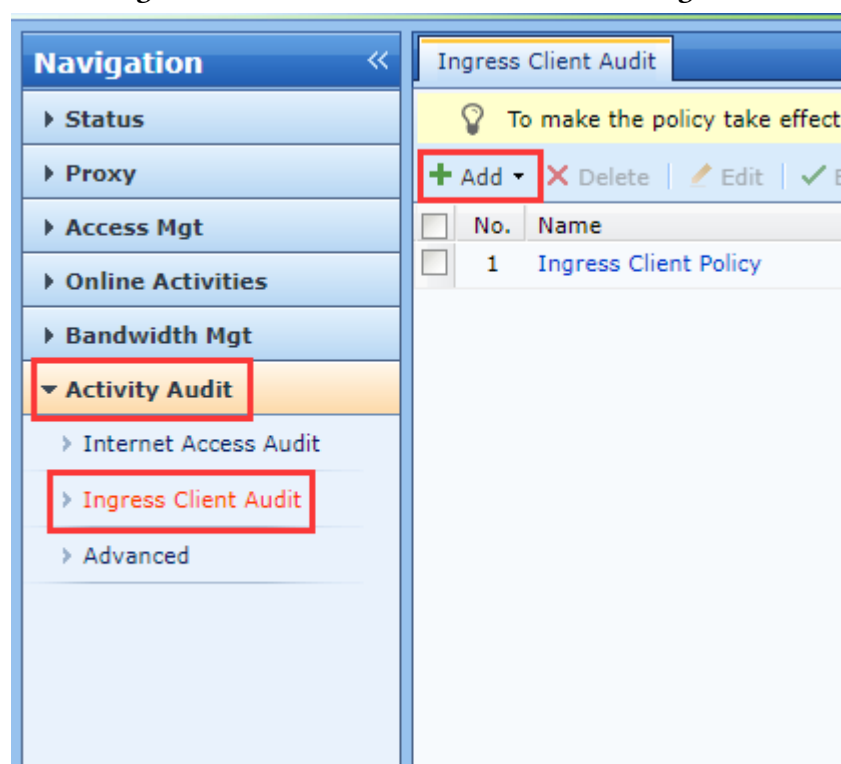
Copying files to USB and moving files to USB using other software (non-resource manager) will be audited as modification.

2 Product Version

Version 13.0.8

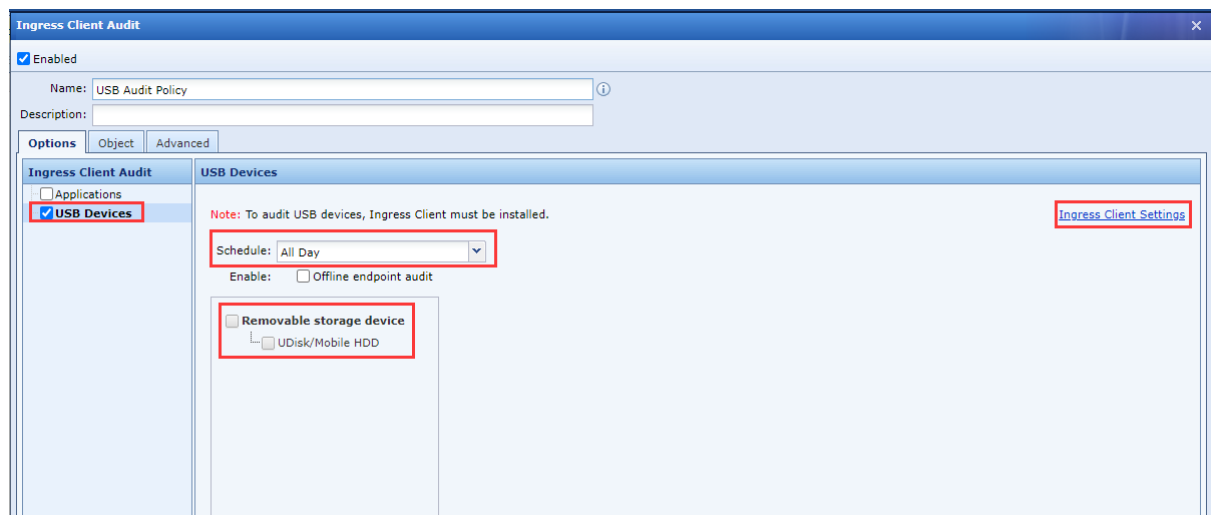
3 Ingress Client Based Configuration

Go to **Activity Audit > Ingress Client Audit**, click **Add** to add a new **Ingress Client Audit Policy**.

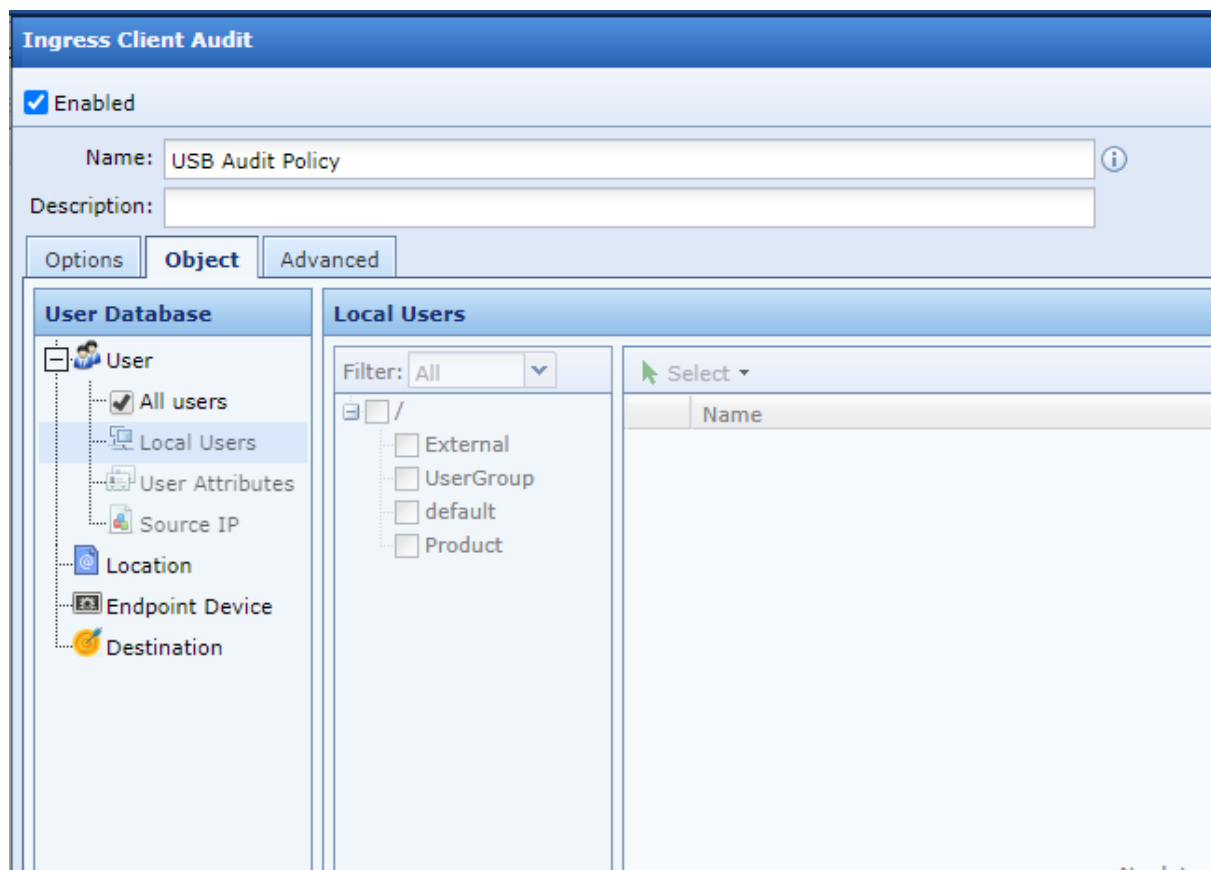


Enter the name of the policy, check the option USB Devices. Select the schedule to All Day. Check the option **Removable storage device**,

Note: To audit USB Devices, Ingress Client must be installed. You can click the option **Ingress Client Settings** to configure the ingress client.



Select the users you want to apply this USB audit policy, in this scenario, I will select **All users**.



4 Precaution

1. Endpoint need to passed authentication in order to let the policy working, ingress client need to installed.
2. Traffic flow from endpoint to NAT cannot be NAT, the policy not working in NAT environment.
3. Supported windows 7 and above.



Copyright © SANGFOR Technologies Inc. All rights reserved.

No part of this document may be reproduced or transmitted in any form or by any means without prior written consent of SANGFOR Technologies Inc.

SANGFOR is the trademark of SANGFOR Technologies Inc. All other trademarks and trade names mentioned in this document are the property of their respective holders.

Every effort has been made in the preparation of this document to ensure accuracy of the contents, but all statements, information, and recommendations in this document do not constitute a warranty of any kind, express or implied. The information in this document is subject to change without notice. To obtain the latest version, contact the international service center of SANGFOR Technologies Inc