



SANGFOR



NGAF Upgrade Firmware

Sangfor Technologies Inc

2020



Daftar isi

- 1. Introduksi 2
- 2. Skenario 2
- 3. Requirement 2
- 4. Langkah-langkah upgrade..... 4
- 5. Hasil Pengetesan 6
- 6. Hal yang perlu diingat 7

1. Introduksi

1.1 Abreviasi dan Konvensi

Kata NGAF di artikel ini merujuk ke perangkat NGAF Sangfor

1.2 Umpan balik

Bila ada pertanyaan mengenai dokkumen ini, silahkan berikan umpan balik kepada kami melalui email:

tech.support@sangfor.com

2. Skenario

Versi Firmware device NGAF sudah terlalu lama, dan tidak bisa memenuhi requirement dari segi fungsi dan fitur. Maka dari itu perlu dilakukan update versi firmware.

3. Requirement

Catat requirement yang dibutuhkan untuk konfigurasi ini, misalnya:

3.1 Ada 1 NGAF dengan firmware lama

3.2 Firmware NGAF berupa file .ssu

3.3 Software Sangfor Firmware Updater

Berikut link download untuk firmware NGAF & Sangfor Firmware Updater:

Firmware NGAF

<https://community.sangfor.com/plugin.php?id=service:download&action=view&fid=10#/1/all>

Self Services > Download > NGAF

NGAF Turn to your local supplier or Sangfor technical support representative for help if you have problem in installing or upgrading your Sangfor products.

Version:

● NGAF 8.0.23

Name	Description	Size	File MD5	Last Update	Download	Operation
NGAF 8.0.23	For users with M4500 and SSL VPN function enabled, please contact the TAC team for assistance in preparing for the upgrade. NGAF8.0.23 support upgrade from official versions: NGAF7.1, NGAF7.1 R1, NGAF7.2, NGAF7.3, NGAF7.4, AF7.5.1, NGAF8.0.2, NGAF8.0.5, NGAF8.0.6, NGAF8.0.7, NGAF8.0.7R2, NGAF8.0.8, NGAF8.0.9, NGAF8.0.9R2 beta, NGAF8.0.10, NGAF8.0.10, NGAF8.0.13, NGAF8.0.17, NGAF8.0.18 beta, NGAF8.0.19 official version, NGAF8.0.20 beta, NGAF8.0.22 beta and NGAF 8.0.23 beta. Note: During upgrade if you face any problem kindly contact our support team (6012-7117129(7511)) or email to tech.support@sangfor.com.	1GB	9C487A9F751891AA5D5691C1828228A2	29 May 2020 21:30		Copy Link
K8-AF-20200527-AF8023	After upgrading the official version of 8.0.23, you are required to install this KB package. Please use the SANGFOR Updater to load this patch after upgrading to 8.0.23. This patch will not cause device reboot and network interruption.	218.54 KB	971106f77ebf0f4d7442df1e9542a14	22 Jul 2020 10:12		Copy Link

● NGAF 8.0.17

Name	Description	Size	File MD5	Last Update	Download	Operation
NGAF 8.0.17	Support upgrade from official versions: NGAF7.0, NGAF7.1, NGAF7.1 R1, NGAF7.2, NGAF7.3, NGAF7.4, AF7.5.1, NGAF8.0.2, NGAF8.0.5, NGAF8.0.6, NGAF8.0.7, NGAF8.0.7R2, NGAF8.0.8, NGAF8.0.9, NGAF8.0.9R2 beta, NGAF8.0.10, NGAF8.0.10, NGAF8.0.13, NGAF8.0.14 beta and NGAF8.0.17.	669MB	475F3A0BD4925E36855E99A97C92E41	30 Dec 2019 11:52		Copy Link

Sangfor Firmware Updater

<https://community.sangfor.com/plugin.php?id=service:download&action=tool>

community

Self Services > Download

Software Tools URL Database App Database Signature Database

Sangfor Firmware Updater

Tool used to install update package on any Sangfor product(excluding Sangfor HCI)

Last Update: 12 Jun 2019 11:12 Size: 3.08 MB File MD5: 19E64BF5121E2D4E7C49FF9908818513

[Download](#)

4. Langkah-langkah upgrade

4.1 Cek apakah firmware NGAF yang lama bisa diupgrade ke versi baru tersebut.

● NGAF 7.5.1

Name	Description	Size
NGAF 7.5.1	Support upgrade from NGAF 7.4, NGAF 7.3, NGAF 7.2, NGAF 7.1R1	295 MB

● NGAF 7.4

Name	Description	Size
NGAF 7.4	Support upgrade from NGAF 7.3, NGAF 7.2, NGAF 7.1R1	291 MB

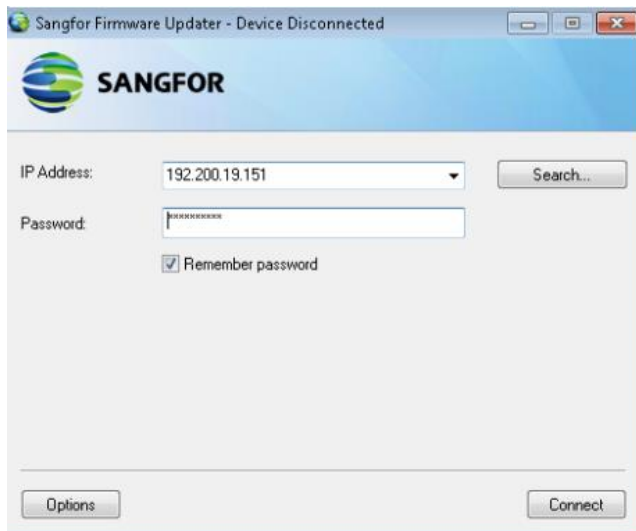
4.2 Requirement upgrade:

Masuk ke System -> General -> Licensing, Software Update License perlu dalam kondisi aktif untuk melakukan upgrade.

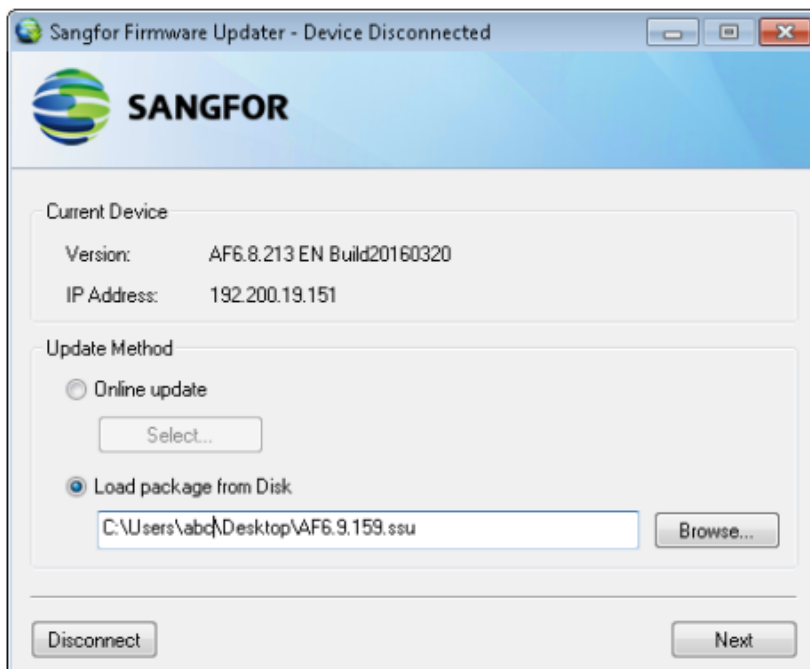
The screenshot shows the 'System' tab in the Sangfor NGAF management interface, specifically the 'Licensing' sub-tab. The interface is divided into several sections, each containing a license key and an expiration date. The sections are:

- Basic and Advanced Security License**
 - Basic Functionality**: Access Control, Intrusion Prevention, APT Detection, Content Security and more to ensure gateway security. License Key: ACB83QDBXED3EF2M, Expiration Date: Never expire.
 - Advanced Functionality**: Web App Protection, Realtime Vulnerability Analytics, Anti-defacement and more to ensure security of business systems. License Key: 4JGLFIM3ILFJJMX3, Expiration Date: Never expire.
- Sangfor Engine Zero License**
 - Sangfor Engine Zero Function License**: Sangfor Engine Zero based file verification identifies known and unknown virus variants with engine's self-learning capability. License Key: -, Expiration Date: -.
 - Engine Model Update**: Continuously updates Sangfor Engine Zero on file verification to detect and defend against known and unknown viruses. License Key: 46Y8GIS14NWUQ0RE, Expiration Date: 2021-09-24.
- Cloud Service Subscription**: Subscribe as per business needs. License Key: -.
- Neural-X New Threat Update**: Continuously update basic and advanced security capabilities (URL, WAF and vulnerability databases, threat intelligence and more) to detect and defend against new threats. License Key: -, Expiration Date: -.
- Neural-X Unknown Threat Update**: Update on-premise security protection capabilities with proactive analysis of unknown threats (URLs, files, DNS activities, etc.) made in the cloud using cloud-based engines and sandboxing technology. License Key: -, Expiration Date: -.
- Software Upgrade**: Continuous updates of software. License Key: 7YBRCEFPKFA64LCS, Expiration Date: 2021-09-24.

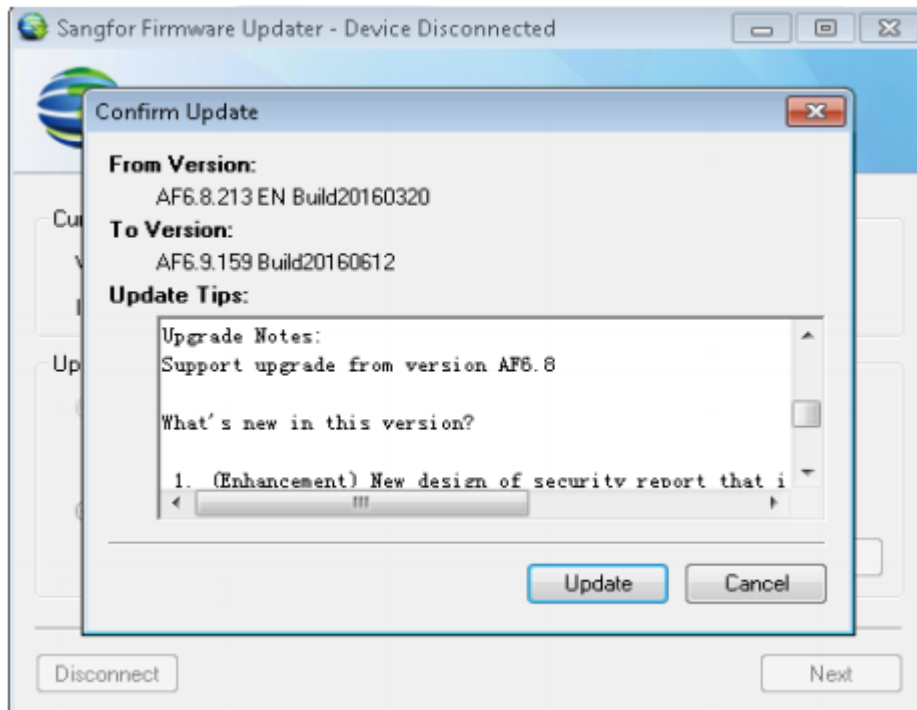
4.3 Buka Sangfor Firmware Updater: Masukan IP Device yang ingin diupgrade di kotak [IP Address], masukan password user admin di kotak [Password], lalu klik [Connect].



4.4 Pilih firmware dari file .ssu di pc yang sudah didownload sebelumnya. Lalu klik [Next].



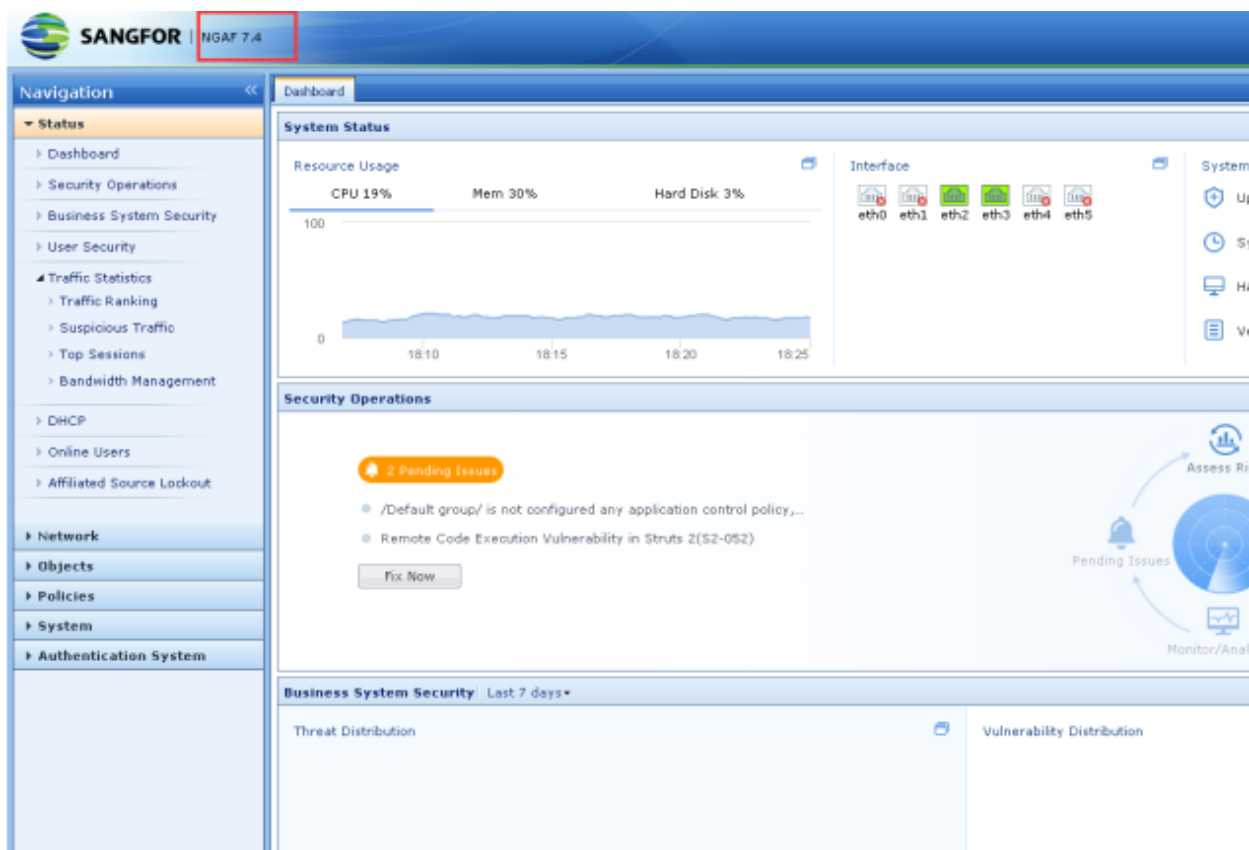
4.5 Proses upgrade:



4.6 Setelah upgrade selesai, perangkat akan reboot. Tunggu sampai perangkat selesai reboot. Lalu login ke perangkat untuk cek versi NGAF.

5. Hasil Pengetesan

Ambil contoh kita mengupgrade firmware dari versi sebelum 7.4, kita bisa melihat perangkat sekarang sudah berada di versi 7.4.



6. Hal yang perlu diingat

6.1 Sangat disarankan untuk melakukan backup konfigurasi sebelum upgrade.

6.2 Sebelum upgrade, mohon kontak technical support Sangfor untuk mengecek apakah kondisi hardware dan software mendukung untuk di upgrade ke versi yang dituju.



SANGFOR

Copyright © SANGFOR Technologies Inc. All rights reserved.

No part of this document may be reproduced or transmitted in any form or by any means without prior written consent of SANGFOR Technologies Inc.

SANGFOR is the trademark of SANGFOR Technologies Inc. All other trademarks and trade names mentioned in this document are the property of their respective holders.

Every effort has been made in the preparation of this document to ensure accuracy of the contents, but all statements, information, and recommendations in this document do not constitute a warranty of any kind, express or implied. The information in this document is subject to change without notice. To obtain the latest version, contact the international service center of SANGFOR Technologies Inc