



# **VMP & VDC**

## **Firmware Upgrade Version Guide**



## Change Log

Date	Change Description
March, 2020	VMP & VDC Upgrade Firmware Version document release.

# CONTENT

- 1 Upgrade Version Attention ..... 1
  - 1.1 VMP Upgrade Attention ..... 1
  - 1.2 VDC Upgrade Attention ..... 2
- 2 Licensing Attention ..... 3
  - 2.1 VMP License ..... 3
  - 2.2 VMP Upgrade Notices..... 3
- 3 Upgrade Version/Patch Guide..... 3
  - 3.1 VMP Upgrade Version Guide..... 3
  - 3.2 VDC Upgrade Version Guide ..... 5

# 1 Upgrade Version Attention

Kindly check whether current version able to upgrade latest version.

## 1.1 VMP Upgrade Attention

Check the following link on below to verify **VMP** whether support upgrade version from current upgrade.

<http://community.sangfor.com/plugin.php?id=service:download&action=view&fid=8#/7/all>

Self Services > Download > VDI

VDI Turn to your local supplier or Sangfor technical support representative for help if you have problem in installing or upgrading your Sangfor products.

Version: All

● VDI5.4.2

Name	Description	Size	File MD5	Last Update	Download	Operation
VMP updatepatch	VMP5.1-VMP5.3.8SP1 needs to load the VMP updatepatch before upgrading to 5.4.2.	31.7MB	09E0BD88471A464E4693F5CE07DE65DE	19 Mar 2020 14:42		Copy Link
VDC updatepatch	VDC5.1-VDC5.3.8SP1 needs to load the VDC updatepatch before upgrading to 5.4.2.	41KB	3D971D31D1BCDD899AD0203AC1378527	19 Mar 2020 14:43		Copy Link
VMP5.4.2 Installation ISO	Support whole new installation, burn this ISO file to USB disk or CD and install it as guided.	3.6GB	F7DCEFDAA5161280E60E85DBC623A62C	19 Mar 2020 14:44		Copy Link
VMP5.4.2_EN Upgrade Package	Support upgrade from Sangfor VMP version 5.4.0,5.4.0SP1,5.4.1. But VMP5.1- VMP5.3.8SP1 needs to load the VMP updatepatch before upgrading to 5.4.2.	2.9GB	980035F49D25066A8F46B7B587A920EA	19 Mar 2020 14:45		Copy Link
VDC5.4.2_EN Upgrade Package	Support upgrade from Sangfor VDC version 5.4.0,5.4.0SP1,5.4.1 But VDC5.1- VDC5.3.8SP1 needs to load the VDC updatepatch before upgrading to 5.4.2.	1.5GB	892E3B4C5BDF00E614BADF5645511124	19 Mar 2020 14:46		Copy Link
ReportCenterServInstall5.4.2	VDI 5.4.2 Report Center Installation package.	76.3MB	DF3442F84B62B5B0098A66F62559AF62	19 Mar 2020 14:47		Copy Link

Pay attention if the version got mention about **“updatepatch”**, please follow the decryption update the patch before upgrade firmware version.

● VDI5.4.2

Name	Description	Size	File MD5	Last Update	Download	Operation
VMP updatepatch	VMP5.1-VMP5.3.8SP1 needs to load the VMP updatepatch before upgrading to 5.4.2.	31.7MB	09E0BD88471A464E4693F5CE07DE65DE	19 Mar 2020 14:42		Copy Link
VDC updatepatch	VDC5.1-VDC5.3.8SP1 needs to load the VDC updatepatch before upgrading to 5.4.2.	41KB	3D971D31D1BCDD899AD0203AC1378527	19 Mar 2020 14:43		Copy Link
VMP5.4.2 Installation ISO	Support whole new installation, burn this ISO file to USB disk or CD and install it as guided.	3.6GB	F7DCEFDAA5161280E60E85DBC623A62C	19 Mar 2020 14:44		Copy Link
VMP5.4.2_EN Upgrade Package	Support upgrade from Sangfor VMP version 5.4.0,5.4.0SP1,5.4.1. But VMP5.1- VMP5.3.8SP1 needs to load the VMP updatepatch before upgrading to 5.4.2.	2.9GB	980035F49D25066A8F46B7B587A920EA	19 Mar 2020 14:45		Copy Link
VDC5.4.2_EN Upgrade Package	Support upgrade from Sangfor VDC version 5.4.0,5.4.0SP1,5.4.1 But VDC5.1- VDC5.3.8SP1 needs to load the VDC updatepatch before upgrading to 5.4.2.	1.5GB	892E3B4C5BDF00E614BADF5645511124	19 Mar 2020 14:46		Copy Link
ReportCenterServInstall5.4.2	VDI 5.4.2 Report Center Installation package.	76.3MB	DF3442F84B62B5B0098A66F62559AF62	19 Mar 2020 14:47		Copy Link

## 1.2 VDC Upgrade Attention

Check the following link on below to verify **VDC** whether support upgrade version from current upgrade.

<http://community.sangfor.com/plugin.php?id=service:download&action=view&fid=8#/7/all>

**SANGFOR community** Home Forum Categories Resources Self Services Help Post Search Tay EN

Self Services > Download > VDI

**VDI** Turn to your local supplier or Sangfor technical support representative for help if you have problem in installing or upgrading your Sangfor products.

Version: All

● VDI5.4.2

Name	Description	Size	File MD5	Last Update	Download	Operation
VMP updatepatch	VMP5.1-VMP5.3.8SP1 needs to load the VMP updatepatch before upgrading to 5.4.2.	31.7MB	09E0BD88471A464E4693F5CE07DE65DE	19 Mar 2020 14:42		<a href="#">Copy Link</a>
VDC updatepatch	VDC5.1-VDC5.3.8SP1 needs to load the VDC updatepatch before upgrading to 5.4.2.	41KB	3D971D31D1BCDD899AD0203AC1378527	19 Mar 2020 14:43		<a href="#">Copy Link</a>
VMP5.4.2 Installation ISO	Support whole new installation, burn this ISO file to USB disk or CD and install it as guided.	3.6GB	F7DCEFDAA5161280E60E85DBC623A62C	19 Mar 2020 14:44		<a href="#">Copy Link</a>
VMP5.4.2_EN Upgrade Package	Support upgrade from Sangfor VMP version 5.4.0,5.4.0SP1,5.4.1. But VMP5.1- VMP5.3.8SP1 needs to load the VMP updatepatch before upgrading to 5.4.2.	2.9GB	980035F49D25066A8F46B7B587A920EA	19 Mar 2020 14:45		<a href="#">Copy Link</a>
VDC5.4.2_EN Upgrade Package	Support upgrade from Sangfor VDC version 5.4.0,5.4.0SP1,5.4.1 But VDC5.1- VDC5.3.8SP1 needs to load the VDC updatepatch before upgrading to 5.4.2.	1.5GB	892E3B4C5BDF00E614BADF5645511124	19 Mar 2020 14:46		<a href="#">Copy Link</a>
ReportCenterServInstall5.4.2	VDI 5.4.2 Report Center Installation package.	76.3MB	DF3442F84B62B580098A66F62559AF62	19 Mar 2020 14:47		<a href="#">Copy Link</a>

Pay attention if the version got mention about **“updatepatch”**, please follow the decryption update the patch before upgrade firmware version.

● VDI5.4.2

Name	Description	Size	File MD5	Last Update	Download	Operation
VMP updatepatch	VMP5.1-VMP5.3.8SP1 needs to load the VMP updatepatch before upgrading to 5.4.2.	31.7MB	09E0BD88471A464E4693F5CE07DE65DE	19 Mar 2020 14:42		<a href="#">Copy Link</a>
VDC updatepatch	VDC5.1-VDC5.3.8SP1 needs to load the VDC updatepatch before upgrading to 5.4.2.	41KB	3D971D31D1BCDD899AD0203AC1378527	19 Mar 2020 14:43		<a href="#">Copy Link</a>
VMP5.4.2 Installation ISO	Support whole new installation, burn this ISO file to USB disk or CD and install it as guided.	3.6GB	F7DCEFDAA5161280E60E85DBC623A62C	19 Mar 2020 14:44		<a href="#">Copy Link</a>
VMP5.4.2_EN Upgrade Package	Support upgrade from Sangfor VMP version 5.4.0,5.4.0SP1,5.4.1. But VMP5.1- VMP5.3.8SP1 needs to load the VMP updatepatch before upgrading to 5.4.2.	2.9GB	980035F49D25066A8F46B7B587A920EA	19 Mar 2020 14:45		<a href="#">Copy Link</a>
VDC5.4.2_EN Upgrade Package	Support upgrade from Sangfor VDC version 5.4.0,5.4.0SP1,5.4.1 But VDC5.1- VDC5.3.8SP1 needs to load the VDC updatepatch before upgrading to 5.4.2.	1.5GB	892E3B4C5BDF00E614BADF5645511124	19 Mar 2020 14:46		<a href="#">Copy Link</a>
ReportCenterServInstall5.4.2	VDI 5.4.2 Report Center Installation package.	76.3MB	DF3442F84B62B580098A66F62559AF62	19 Mar 2020 14:47		<a href="#">Copy Link</a>

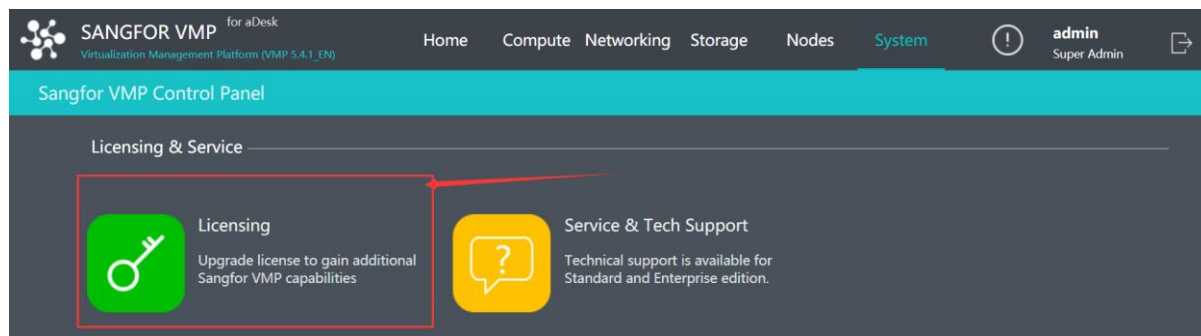
Download the upgrade package after verified.

## 2 Licensing Attention

Verifying VMP and VDC license still validation?

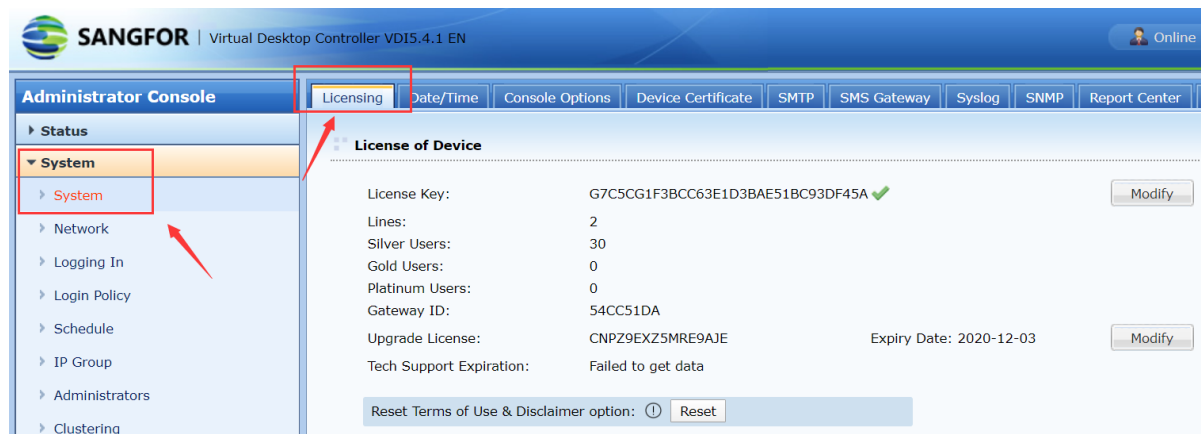
### 2.1 VMP License

Navigate on VMP **System** → **License**



### 2.2 VMP Upgrade Notices

Navigate VDC **System** → **System** → **Licensing**



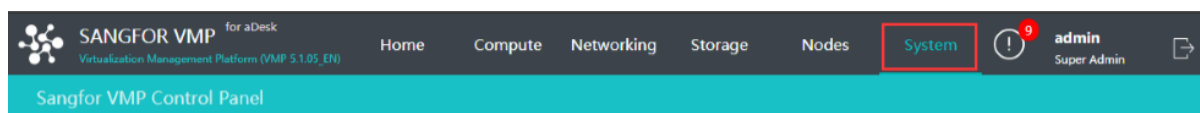
**Note: Not support upgrade if license invalid.**

## 3 Upgrade Version/Patch Guide

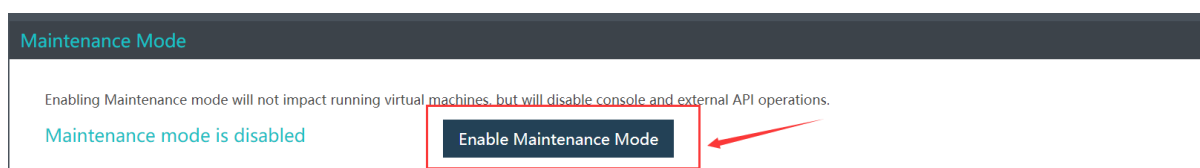
### 3.1 VMP Upgrade Version Guide

Navigate on **System** → **Upgrade**

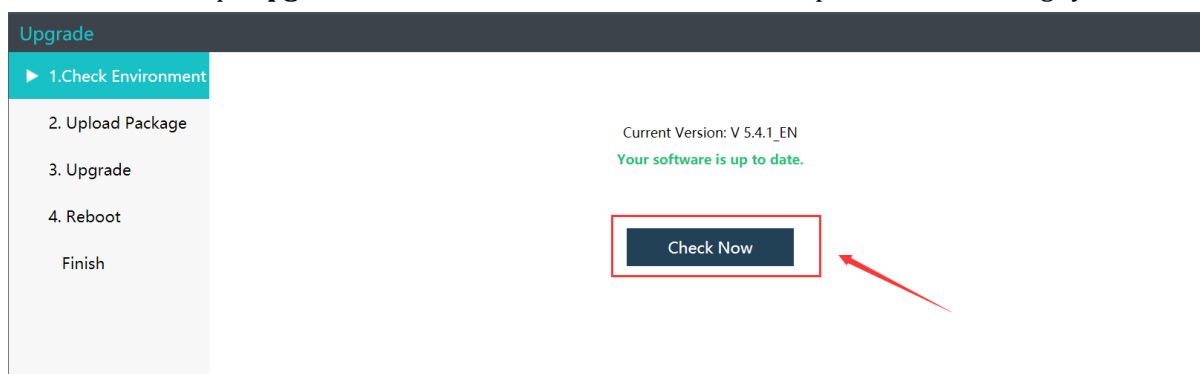
## VMP & VDC Upgrade Firmware Version



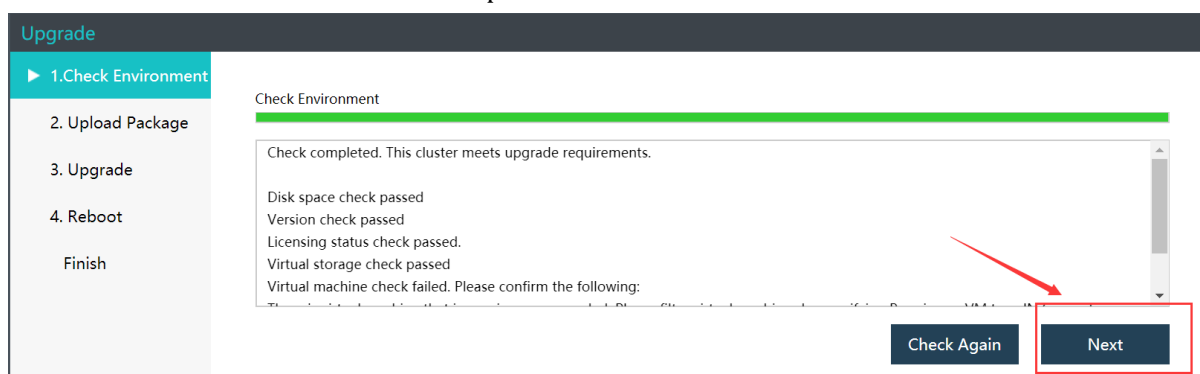
“**Enabling Maintenance Mode**” before going to upgrade checking and will not affect running virtual machines.



From the next step “**Upgrade**” and click the “**Check Now**” button to proceed to checking system.



After finish checked click “**Next**” to next phase.



From Upgrade Package “**Browser**” to upload the upgrade **pkg** file/**Updatepatch**.

## VMP & VDC Upgrade Firmware Version

**Upgrade**

1. Check Environment

**2. Upload Package**

3. Upgrade

4. Reboot

Finish

Follow the steps below to get upgrade package:

1. Download upgrade package through Web browser  

Download
2. Upload the file to server  

Select file

Browse...



**Note:** “updatepatch” first after that only “upgrade package”, if require for current version.

## 3.2 VDC Upgrade Version Guide

VDC upgrade version require to use “**sangfor firmware updater**” tool.

Download tool following link shown below;

<http://community.sangfor.com/plugin.php?id=service:download&action=tool>

Not secure | community.sangfor.com/plugin.php?id=service:download&action=tool

**SANGFOR**  
community

Home Forum Categories ▾ Resources ▾ Self Services Help

Post Search

Self Services > Download


Software **Tools** URL Database App Database

Sangfor Firmware Updater

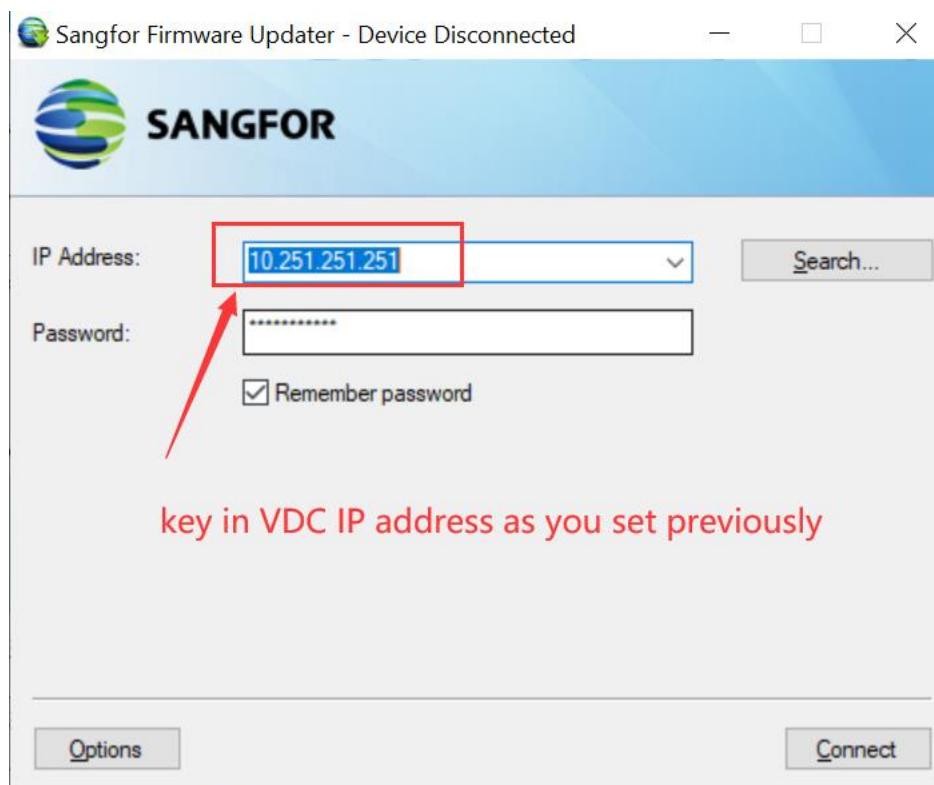
Tool used to install update package on any Sangfor product(excluding Sangfor HCI)

Last Update: 12 Jun 2019 11:12 Size: 3.08 MB File MD5: 19E64BF5121E2D4E7C49FF9908818513

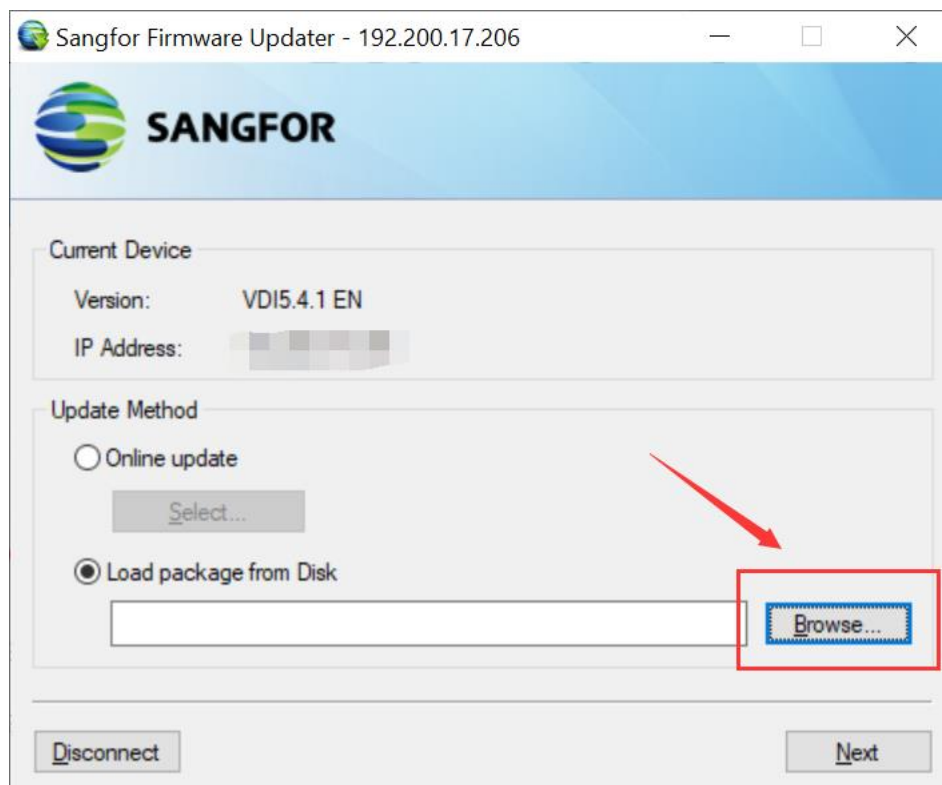
Download

Launch  SANGFOR Firmware Updater .





“Browse” the VDC firmware and click “Next” to upgrade VDC firmware version.





**SANGFOR**

Copyright © SANGFOR Technologies Inc. All rights reserved.

No part of this document may be reproduced or transmitted in any form or by any means without prior written consent of SANGFOR Technologies Inc.

SANGFOR is the trademark of SANGFOR Technologies Inc. All other trademarks and trade names mentioned in this document are the property of their respective holders.

Every effort has been made in the preparation of this document to ensure accuracy of the contents, but all statements, information, and recommendations in this document do not constitute a warranty of any kind, express or implied. The information in this document is subject to change without notice. To obtain the latest version, contact the international service center of SANGFOR Technologies Inc

