



SANGFOR



IAM

Custom URL and Custom Application failed Troubleshooting Guide

Version 12.0.18



Change Log

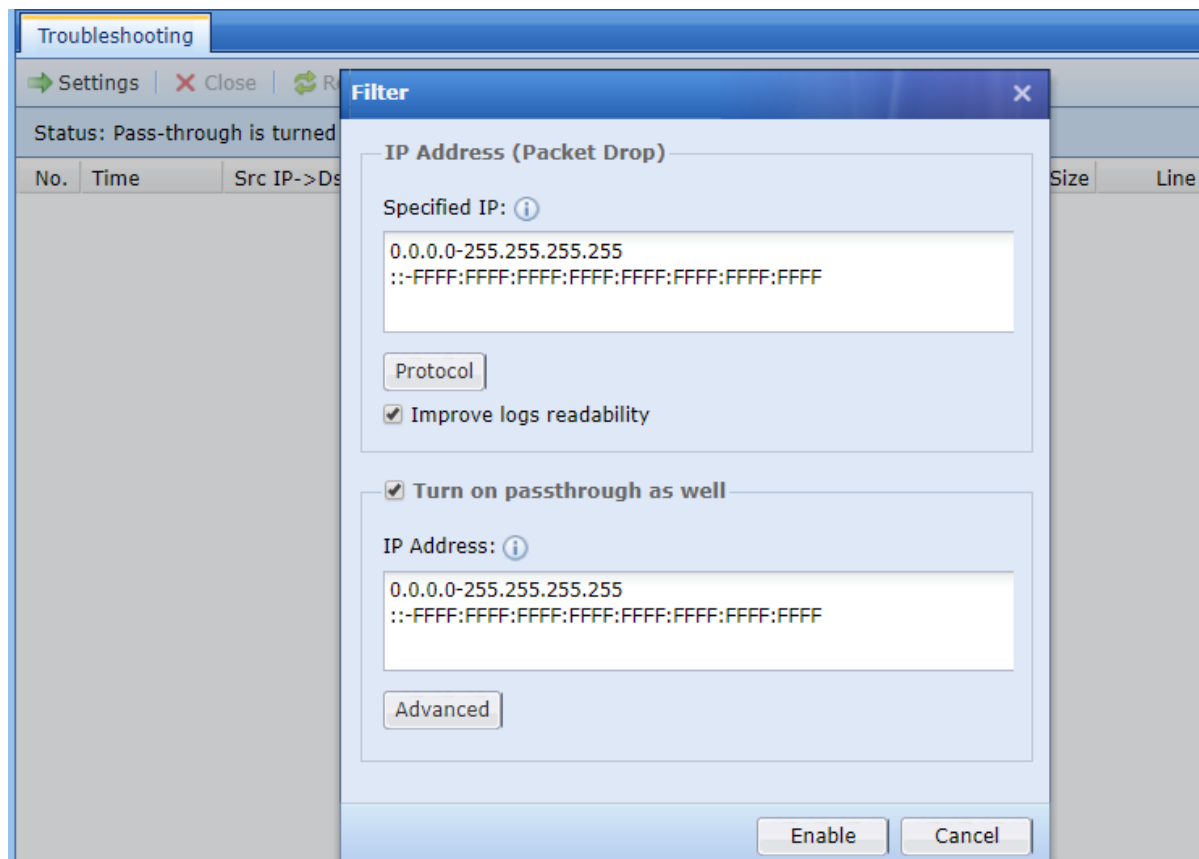
Date	Change Description
June 10, 2019	Version 12.0.18 document release.

CONTENT

Chapter 1 Custom URL does not take effect	1
Chapter 2 Custom Application does not take effect	3

Chapter 1 Custom URL does not take effect

- Check whether the IP related to custom URL exists in [Global Exclusion] and [Troubleshooting].



Global Exclusion

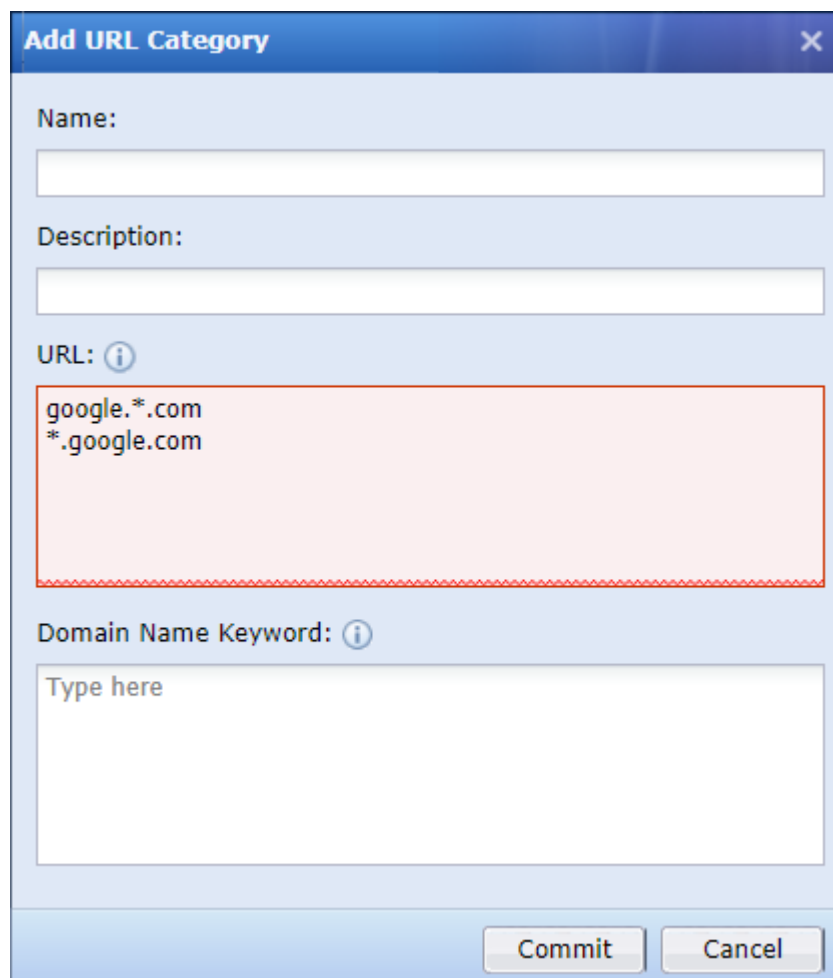
Predefined Excluded Address | **Custom Excluded Address**

+ Add | ✓ Enable | ✗ Disable | ✗ Delete | Search: Search term

<input type="checkbox"/>	Address	Description	Status	Delete
<input type="checkbox"/>	192.200.19.81		✓	✗

Commit

- Check whether the custom URL is match to the policy, if not match, try change the URL to correct URL.
- Check the user's log's in [**Internet Activities**] or [**Internal Report Center**]. If there is a URL matched to custom URL. If not match, re-add the URL recognized by the data center.
- Check whether has bidirectional traffic pass through IAM device when open custom URL.
- Check the format of the URL, * can only be used to indicate the matching of the first-level domain name, and the * can only be used as a prefix for the URL, such as *.sina.com.cn, can not be placed in the middle, otherwise this custom URL will not take effect.

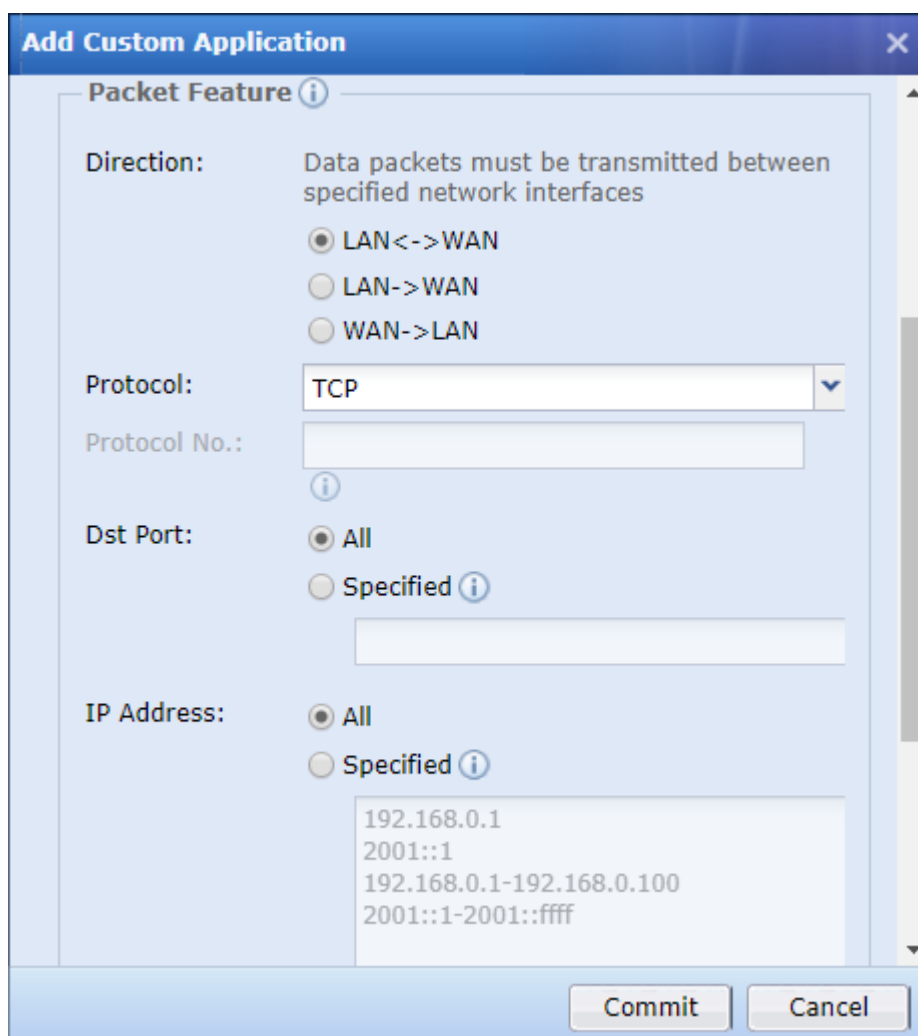


The image shows a dialog box titled "Add URL Category" with a close button (X) in the top right corner. The dialog contains the following fields and controls:

- Name:** A text input field.
- Description:** A text input field.
- URL:** A text input field with an information icon (i) to its left. The field contains the text "google.*.com" and "/*.google.com". The field has a red dashed border.
- Domain Name Keyword:** A text input field with an information icon (i) to its left. The field contains the text "Type here".
- Buttons:** "Commit" and "Cancel" buttons at the bottom right.

Chapter 2 Custom Application does not take effect

- Check if the configuration of the Custom Application is correct: Check if **[Direction]** in **[Objects]-[Custom Application]** selects LAN<->WAN. In **[Protocol]**, select the protocol corresponding to the application. If both tcp and udp are available, check to see if **[Dst Port]** is defined. Whether the IP in **[IP Address]** is filled in correctly. If you customize the ip in **[IP Address]**, it is not recommended to configure **[Target Domain]**, otherwise



Add Custom Application

Packet Feature ⓘ

Direction: Data packets must be transmitted between specified network interfaces

☒ LAN<->WAN
☐ LAN->WAN
☐ WAN->LAN

Protocol: TCP ▾

Protocol No.: ⓘ

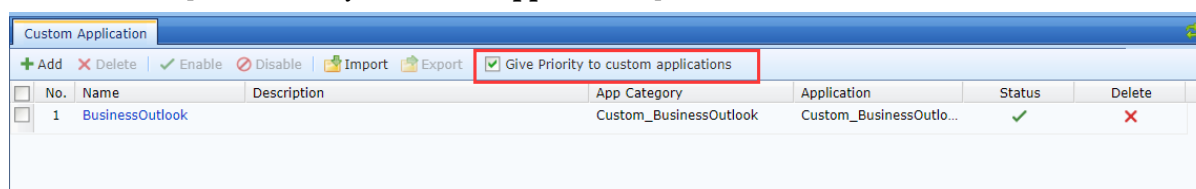
Dst Port: ☒ All
☐ Specified ⓘ

IP Address: ☒ All
☐ Specified ⓘ

192.168.0.1
2001::1
192.168.0.1-192.168.0.100
2001::1-2001::ffff

Commit **Cancel**

- Check for **[Give Priority to custom applications]**.



No.	Name	Description	App Category	Application	Status	Delete
1	BusinessOutlook		Custom_BusinessOutlook	Custom_BusinessOutlo...	✓	✗

Custom Application

+ Add - Delete Enable Disable Import Export **Give Priority to custom applications**

- When the user goes to visit, check the log in the data center, and then modify the custom application according to the contents of the log.
- **[IP Address]** and **[Target Domain]** in the custom application are related. The matching process is as follows: The IP address will be matched first. If the IP is within the scope of the custom rule, the subsequent exact match is continued. If the domain name is configured in the custom application rule, the domain name matching is required, and the domain name matches to the custom application rule. If the domain name does not match then this custom application policy, the it will not be matched.



SANGFOR

Copyright © SANGFOR Technologies Inc. All rights reserved.

No part of this document may be reproduced or transmitted in any form or by any means without prior written consent of SANGFOR Technologies Inc.

SANGFOR is the trademark of SANGFOR Technologies Inc. All other trademarks and trade names mentioned in this document are the property of their respective holders.

Every effort has been made in the preparation of this document to ensure accuracy of the contents, but all statements, information, and recommendations in this document do not constitute a warranty of any kind, express or implied. The information in this document is subject to change without notice. To obtain the latest version, contact the international service center of SANGFOR Technologies Inc