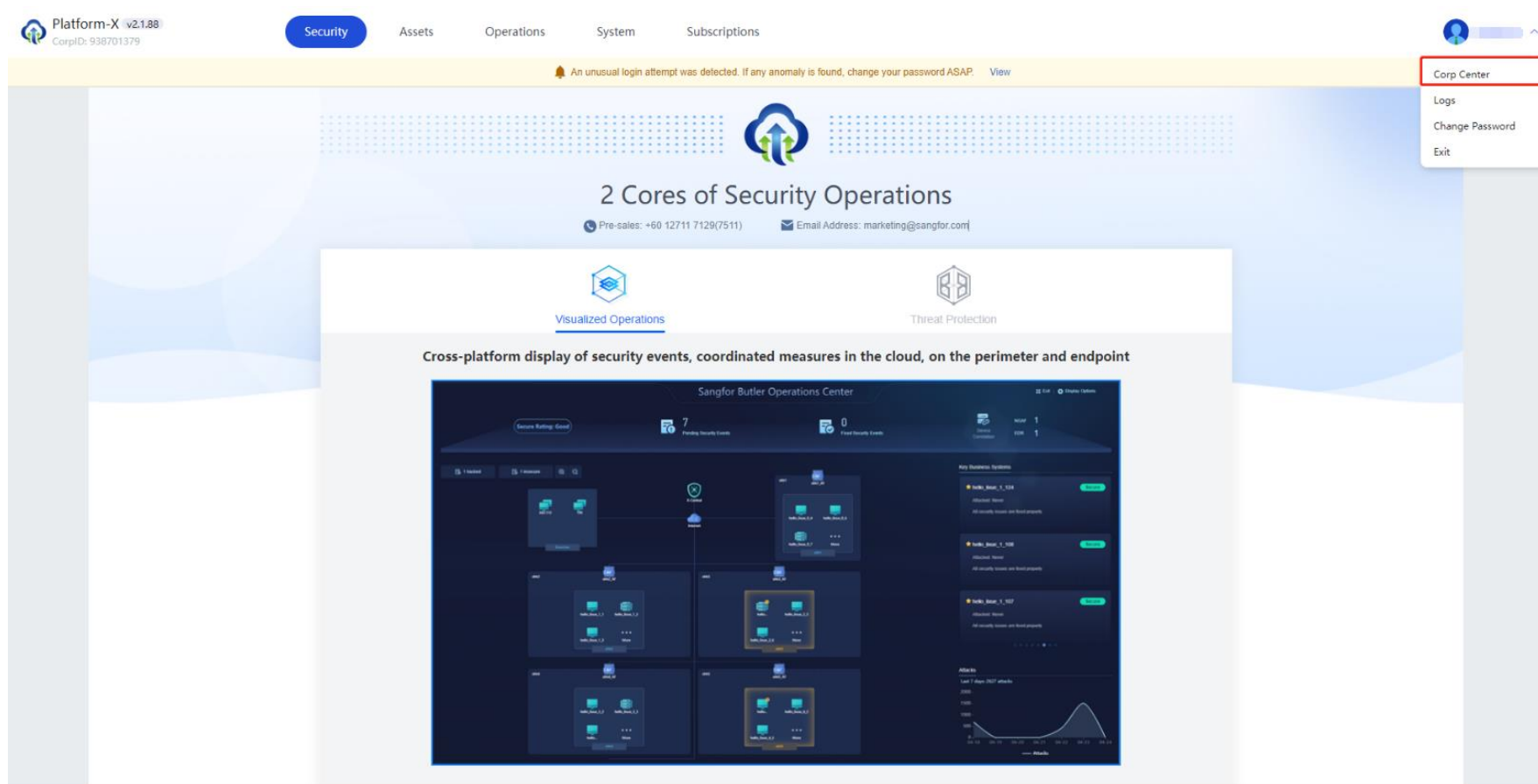


Platform-X Supports OTP Authentication of Google Authenticator and Microsoft Authenticator

Guide:

1. Log in to Platform-X, click on the personal profile in the upper right corner to enter Corp Center.



2.Enable the OTP authentication function, click Setting, and then you can see the QR code, please use Google Authenticator or Microsoft Authenticator to scan the QR, and fill in the OTP generated by the Authenticator on the page, click OK to complete the identity binding.

Platform-X
CorpID: 938701379

Corp Center


Basics

Administrators

Licensing

Customization

Basics



Account: Admin

Corporation: song for

Mobile Number: You have bound your mobile phone + ur mobile phone is a secure mobile phone, which can be used to retrieve the password]

Password: A strong password can make your account more secure. It is recommended to change your password periodically. For security, verification code is required before changing

Region: China Guangdong Shenzhen Nanshan Dis...

Contact Person:

Email Address:

OTP Authentication: ☒

Set up OTP Authentication

Steps:

1


Install Authentication App

Install Google Authenticator on your mobile device.

2

Get Verification Code

After Google Authenticator is installed, use it to scan the following QR code, or [enter the secret key](#) to get a verification code.



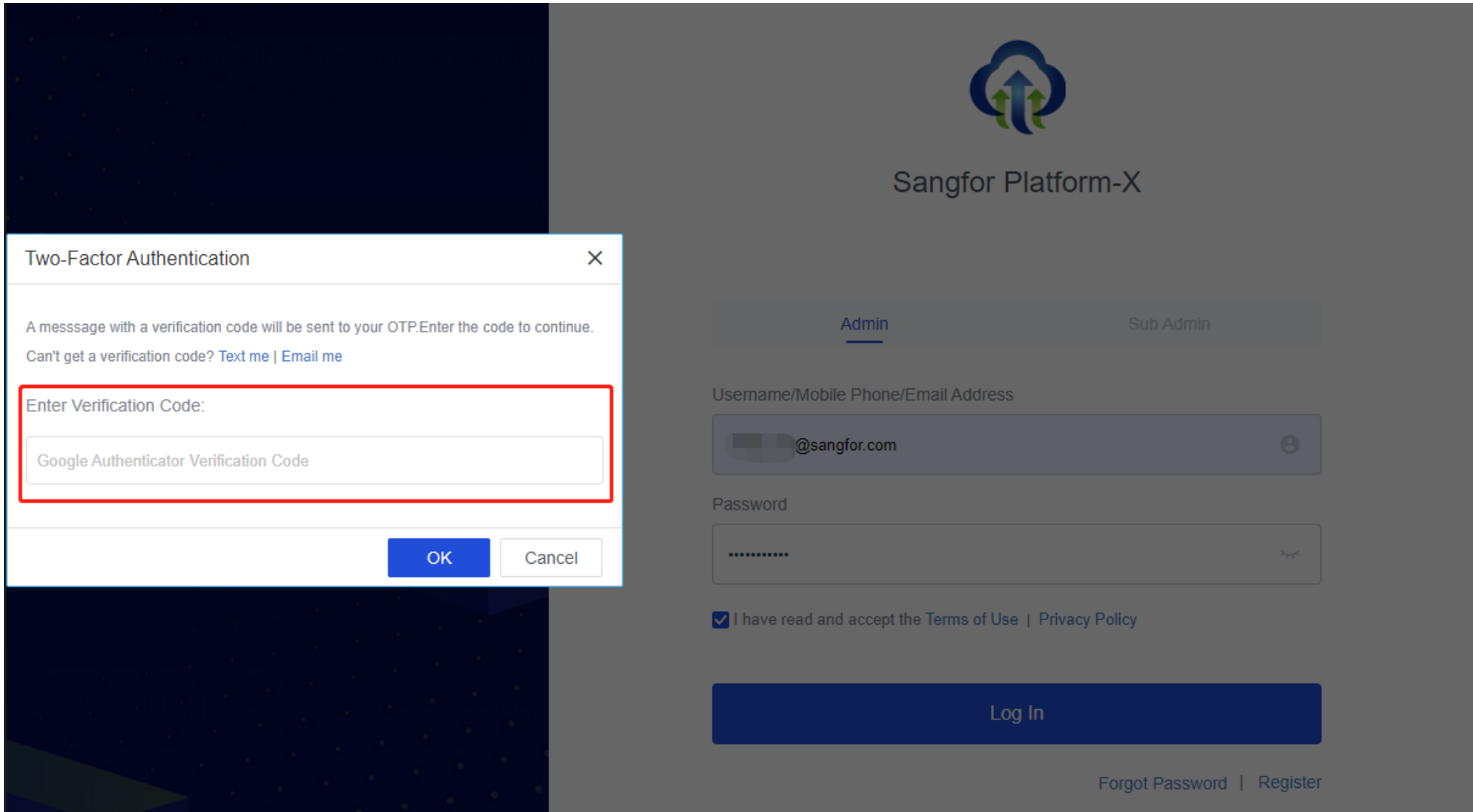
3

Enter Verification Code

OK

Cancel

3. When you log into Platform-X, you can see the OTP authentication option, choose to switch to OTP authentication, and then you can use the OTP in Google Authenticator or Microsoft Authenticator to complete the authentication and login the Platform X.



The image shows the login interface of Sangfor Platform-X. A modal window titled "Two-Factor Authentication" is overlaid on the left side of the login form. The modal contains the following text:

Two-Factor Authentication

A message with a verification code will be sent to your OTP. Enter the code to continue.
Can't get a verification code? [Text me](#) | [Email me](#)

Enter Verification Code:

Google Authenticator Verification Code

OK Cancel

The background login form includes the Sangfor logo and the text "Sangfor Platform-X". It has two tabs: "Admin" (selected) and "Sub Admin". The form fields are:

- Username/Mobile Phone/Email Address: A text input field containing "@sangfor.com".
- Password: A password input field with masked characters.
- A checkbox labeled "I have read and accept the Terms of Use | Privacy Policy" which is checked.
- A large blue "Log In" button.
- Links for "Forgot Password" and "Register" at the bottom right.