

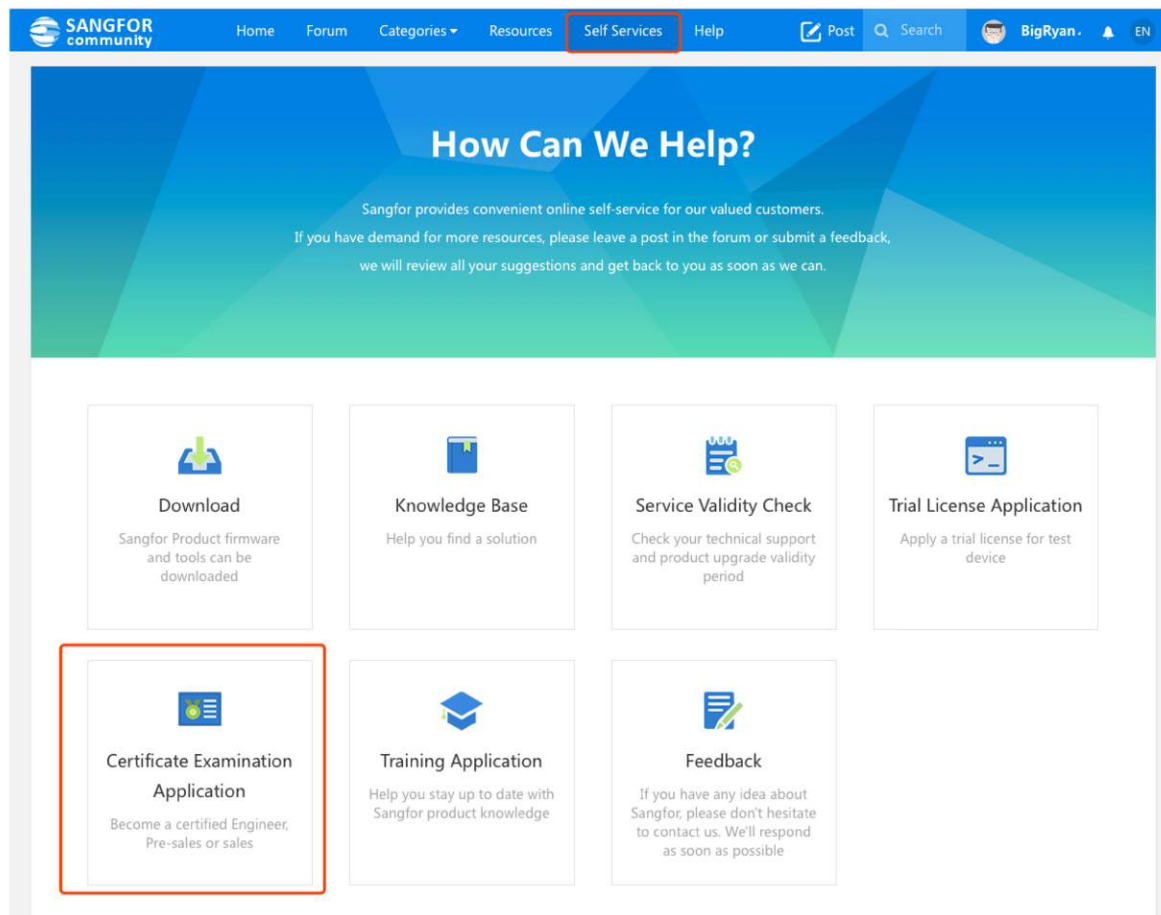
Sangfor Certification Exam Guidelines

Chapter 1 Book Your Written Exam

Once you have verified Sangfor Partnership in the Community, you are eligible to schedule your written and lab exams.

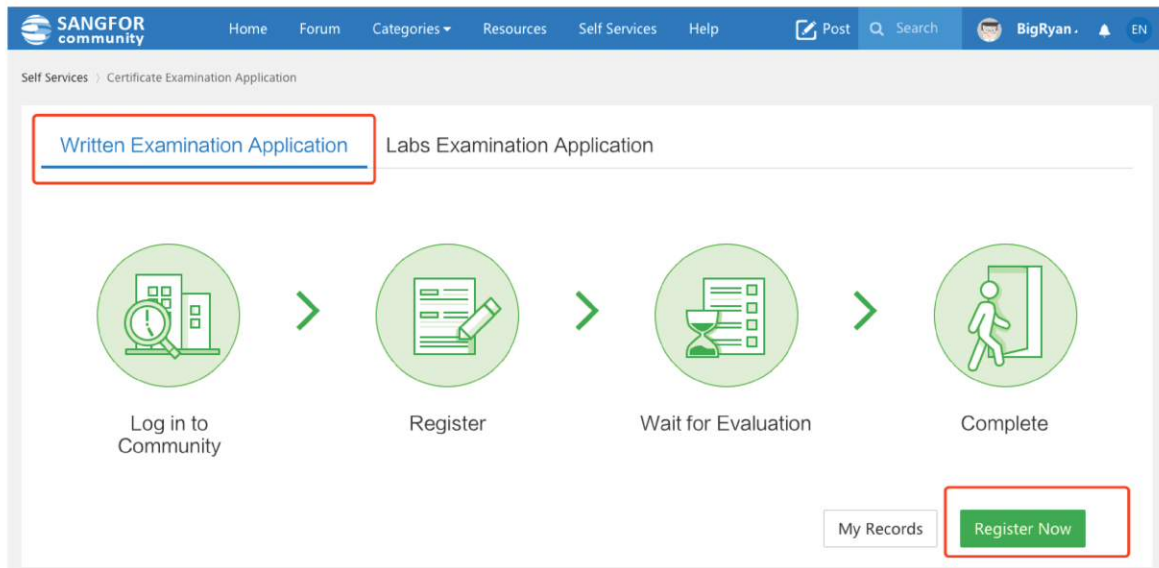
Note: you may refer to the following link for partnership verification:
<https://mailchi.mp/sangfor/sangfor-community-partners>

Step 1: Login the Community and go to [Self Service] - [Certificate Examination Application].

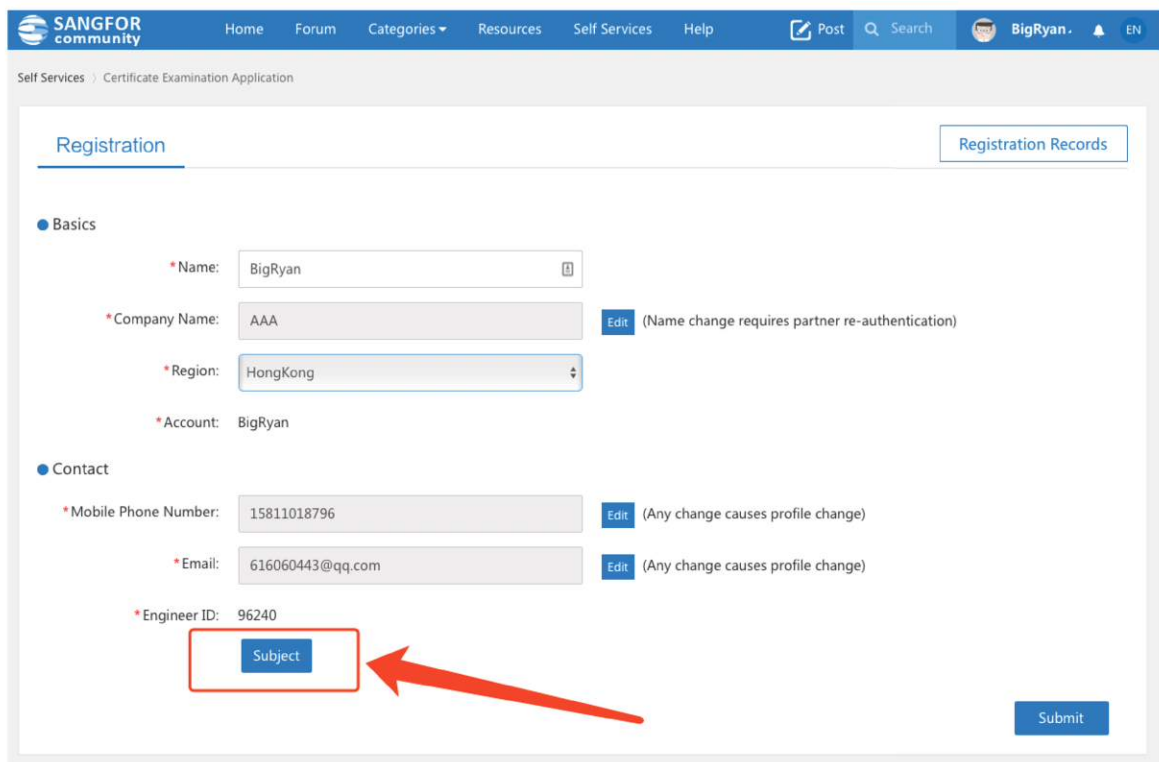


The screenshot displays the Sangfor Community website interface. The top navigation bar includes the Sangfor Community logo and links for Home, Forum, Categories, Resources, Self Services (highlighted with a red box), Help, Post, Search, and user profile information for BigRyan. The main content area features a blue header with the text "How Can We Help?" and a sub-header "Sangfor provides convenient online self-service for our valued customers." Below this, there are seven service tiles arranged in two rows. The "Certificate Examination Application" tile in the second row is highlighted with a red border. The tiles include: Download (Sangfor Product firmware and tools can be downloaded), Knowledge Base (Help you find a solution), Service Validity Check (Check your technical support and product upgrade validity period), Trial License Application (Apply a trial license for test device), Certificate Examination Application (Become a certified Engineer, Pre-sales or sales), Training Application (Help you stay up to date with Sangfor product knowledge), and Feedback (If you have any idea about Sangfor, please don't hesitate to contact us. We'll respond as soon as possible).

Step 2: Go to [Written Examination Application] and click [Register Now].



Step 3: Click [Subject], select your exam and click [Submit].



SANGFOR community Home Forum Categories Resources Self Services Help Post Search BigRyan EN

Self Services Certificate Examination Application

Registration Registration Records

Basics

*Name: BigRyan

*Company Name: AAA Edit (Name change requires partner re-authentication)

*Region: HongKong

*Account: BigRyan

Contact

*Mobile Phone Number: 15811018796 Edit (Any change causes profile change)

*Email: 616060443@qq.com Edit (Any change causes profile change)

*Engineer ID: 96240

*Subjects Available:

Subject: IAM-IAM_Associate NGAF-NGAF_Associate WANO-WANO_Associate HCI-HCI_Associate

Submit

Step 4: You will receive your exam account in [community message] within 24 hours.

SANGFOR community Home Forum Categories Resources Self Services Help Post Search BigRyan EN

Topic System Private Chats

Your registration request for WANO-WANO_Associate examination has been approved. Please log in to SSL VPN server to take the examination and change the default password. You may use the same account to log in to both systems. [\[Check My Account\]](#) [\[Download VPN\]](#) [\[Go to exam\]](#) Yesterday 17:38

Your registration request for NGAF-NGAF_Associate examination has been approved. Please log in to SSL VPN server to take the examination and change the default password. You may use the same account to log in to both systems. [\[Check My Account\]](#) [\[Download VPN\]](#) [\[Go to exam\]](#) Yesterday 17:38

Your registration request for IAM-IAM_Associate examination has been approved. Please log in to SSL VPN server to take the examination and change the default password. You may use the same account to log in to both systems. [\[Check My Account\]](#) [\[Download VPN\]](#) [\[Go to exam\]](#) Yesterday 17:38

You have been authenticated as Sangfor partner and have access to more resources. [Partner Board](#) Yesterday 17:09

Notes: This Account is used for both SSL VPN and Exam Systems.

SANGFOR community Home Forum Categories Resources Self Services Help Post Search BigRyan EN

Account: BigRyan-HongKong

Default Password: 12345678

Chapter 2 Take Your Written Exam

Step 1: Login the SSL VPN

Click here to login the SSL VPN: <https://demo.sangfor.com>
Or click [Download VPN] in the community messages to continue.

Access SSL VPN

BigRyan-HongKong

.....

Log In Anonymous

Other Login Method:

Use Certificate

- Please [download components](#).
- For more help information, [click here](#)

Note: You may click [Check My Account] in the community messages for username and password.

SANGFOR community

Home Forum Categories Resources Self Services Help Post Search BigRyan EN


Account: BigRyan-HongKong

Default Password: 12345678

Step 2: Login the Exam System

Click here to login the Exam System <http://192.200.19.205>
Or click [Go to exam] in the community messages to continue.


Note: Username and Password are the same as your SSL VPN account.

 Online Exam

User Login

Username : Please Insert Your Username


Password : Password length 6 digits or more, number, letter or other characters

Verification Code :  Verification code length 4 digits, numbers or letters

[Forget Password ?](#)




Step 3: Complete the exam

Good Day! (TestMY) [User Center](#) [Exit](#)

 Online Exam

我的考场 温馨提示：请使用Chrome谷歌、Firefox火狐、IE10+、Safari7+浏览器，以保证兼容性。

在允许考试时间范围考场列表


 Partner WANO Certification	 Partner NGAF Certification	 Partner HCI Certification	 Partner IAM Certification
--	--	---	---

50 ★

Which of the following issue can be solved by enabling NGAF Droplist / Software Bypass?

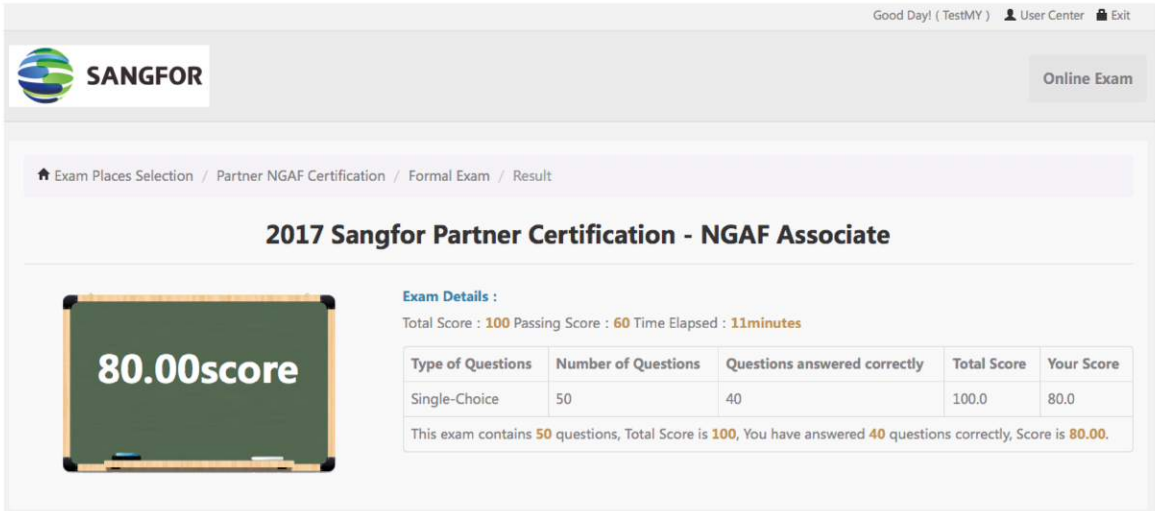
A.Sending IP fragment in Anti-DoS/DDoS is enabled.
B.NGAF deployed as Virtual Wire Mode and everything is denied in Access Control Policy.
C.In trunk environment,NGAF uses trunk interface deployed as Bridge Mode and there is no VLAN ID range configured.
D.In trunk environment,NGAF use trunk interface deploy as Bridge Mode and wrong VLAN ID range is configured.

A B C D



01 : 49 : 20 [Back to Top](#) [List of questions](#) Completed 49questions, total 50questions. Total Score: 100 Passing Score: 60 Exam Time: 120minutes

Step 4: Pass the exam with 60+ scores



Good Day! (TestMY) User Center Exit

SANGFOR Online Exam

Exam Places Selection / Partner NGAF Certification / Formal Exam / Result

2017 Sangfor Partner Certification - NGAF Associate

80.00score

Exam Details :
Total Score : **100** Passing Score : **60** Time Elapsed : **11minutes**

Type of Questions	Number of Questions	Questions answered correctly	Total Score	Your Score
Single-Choice	50	40	100.0	80.0

This exam contains **50** questions, Total Score is **100**, You have answered **40** questions correctly, Score is **80.00**.

Chapter 3 Book Your Lab Exam

Once you have passed the written exam, you are eligible to schedule your lab exam.

Step 1: Login the Community and go to [Self Service] - [Certificate Examination Application].

SANGFOR community Home Forum Categories Resources **Self Services** Help Post Search BigRyan EN

How Can We Help?

Sangfor provides convenient online self-service for our valued customers. If you have demand for more resources, please leave a post in the forum or submit a feedback, we will review all your suggestions and get back to you as soon as we can.

- Download**
Sangfor Product firmware and tools can be downloaded
- Knowledge Base**
Help you find a solution
- Service Validity Check**
Check your technical support and product upgrade validity period
- Trial License Application**
Apply a trial license for test device
- Certificate Examination Application**
Become a certified Engineer, Pre-sales or sales
- Training Application**
Help you stay up to date with Sangfor product knowledge
- Feedback**
If you have any idea about Sangfor, please don't hesitate to contact us. We'll respond as soon as possible

Step 2: Go to [Labs Examination Application] and click [Register Now].

SANGFOR community Home Forum Categories Resources Self Services Help Post Search BigRyan EN

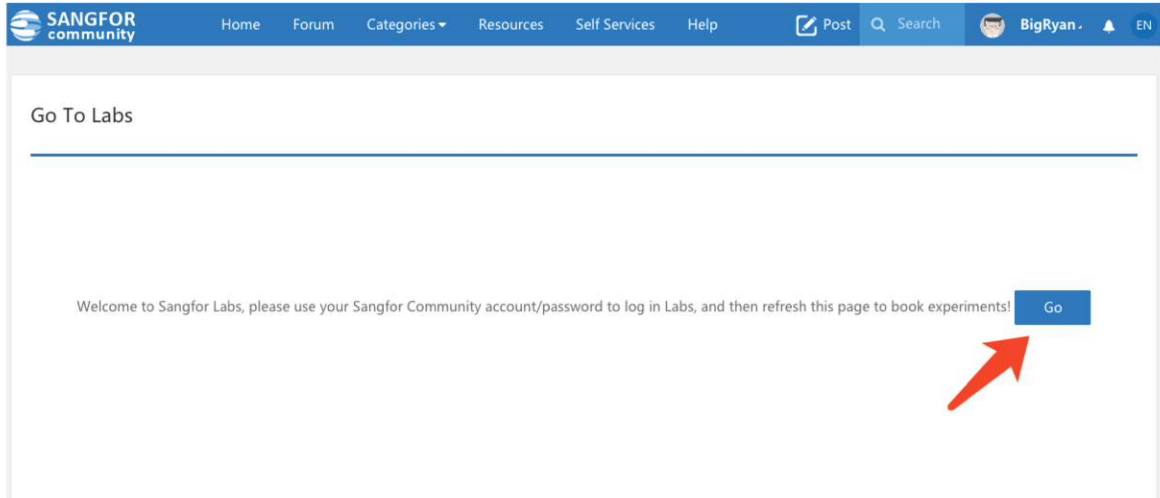
Self Services > Certificate Examination Application

Written Examination Application **Labs Examination Application**

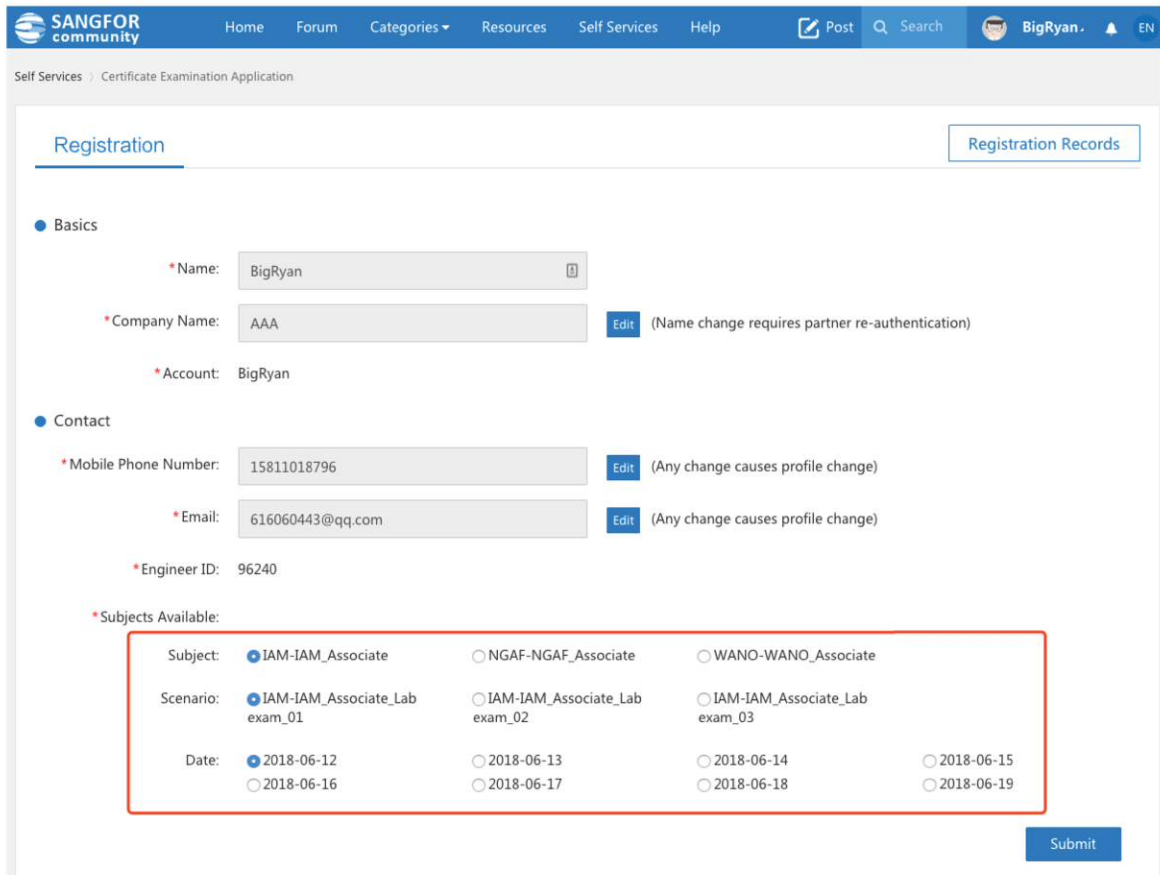
Log in to Community > Register > Wait for Evaluation > Complete

My Records **Register Now**

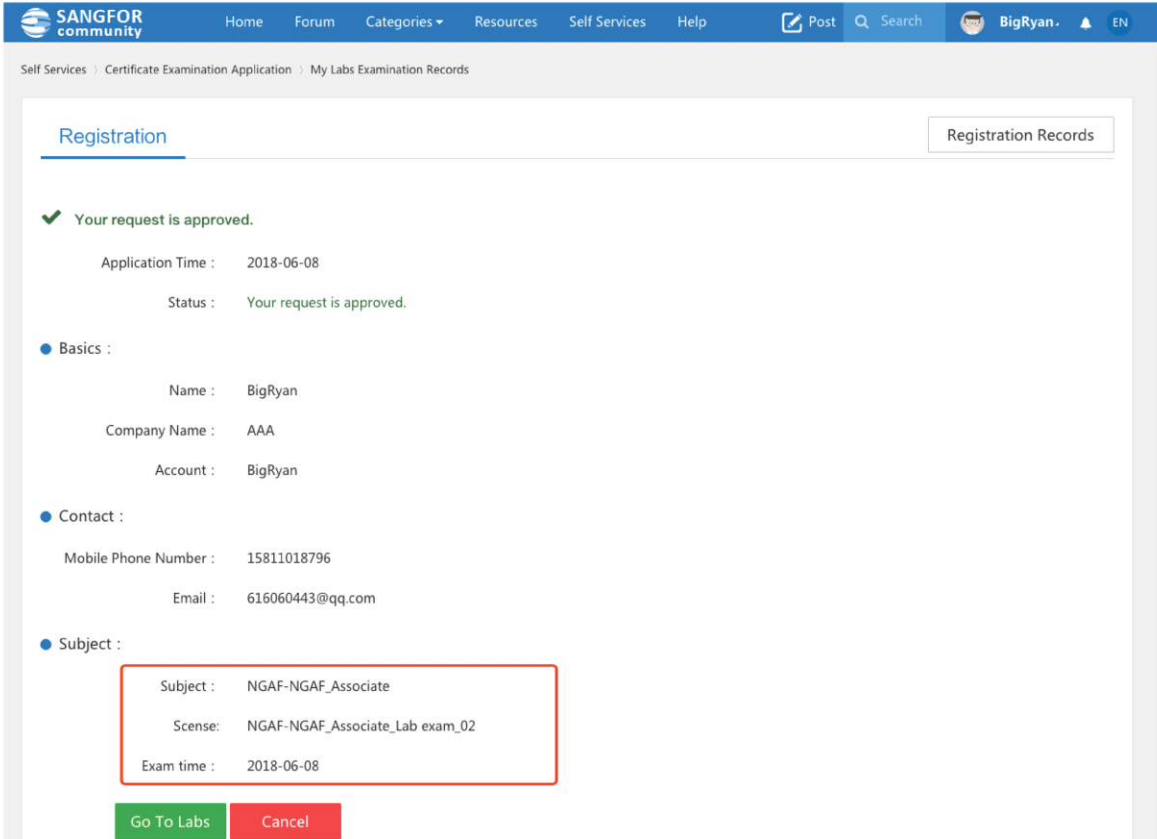
Step 3: If you have not visited sangfor labs (<http://labs.sangfor.com>) before, please login with your community account and password first and then go back to community for booking.



Step 4: Click [Subject] to choose subject, scenario and date.



Step 5: Record the exam Scenario and Date information after successful appointment.



The screenshot shows the 'Registration' page in the SANGFOR community. The page header includes the SANGFOR community logo and navigation links: Home, Forum, Categories, Resources, Self Services, Help, Post, Search, and a user profile for BigRyan. The breadcrumb trail is: Self Services > Certificate Examination Application > My Labs Examination Records. The main content area is titled 'Registration' and includes a 'Registration Records' button. A green checkmark indicates that the request is approved. The application details are as follows:

- Application Time: 2018-06-08
- Status: Your request is approved.
- Basics:
 - Name: BigRyan
 - Company Name: AAA
 - Account: BigRyan
- Contact:
 - Mobile Phone Number: 15811018796
 - Email: 616060443@qq.com
- Subject (highlighted in a red box):
 - Subject: NGAF-NGAF_Associate
 - Scense: NGAF-NGAF_Associate_Lab exam_02
 - Exam time: 2018-06-08

At the bottom, there are two buttons: 'Go To Labs' (green) and 'Cancel' (red).

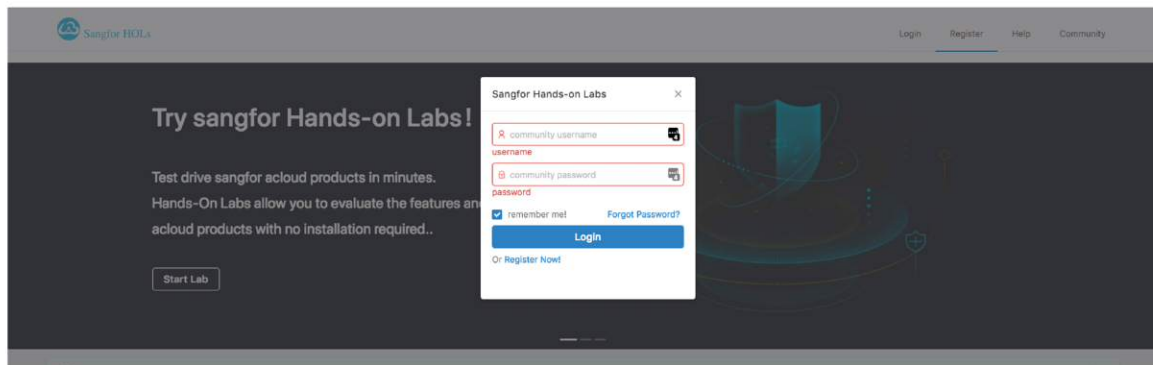
Note: If you have any questions, you can get help from community posts.

Chapter 4 Take Your Lab Exam

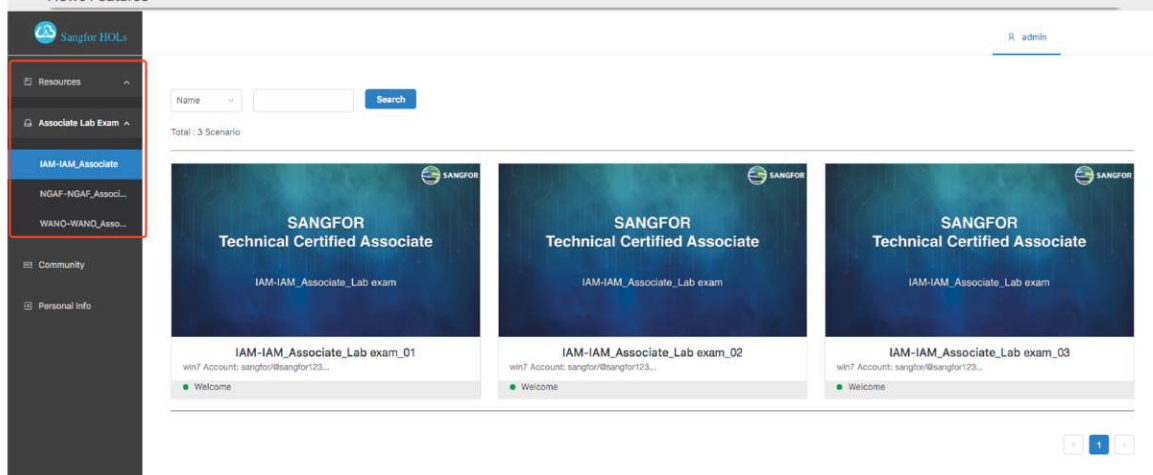
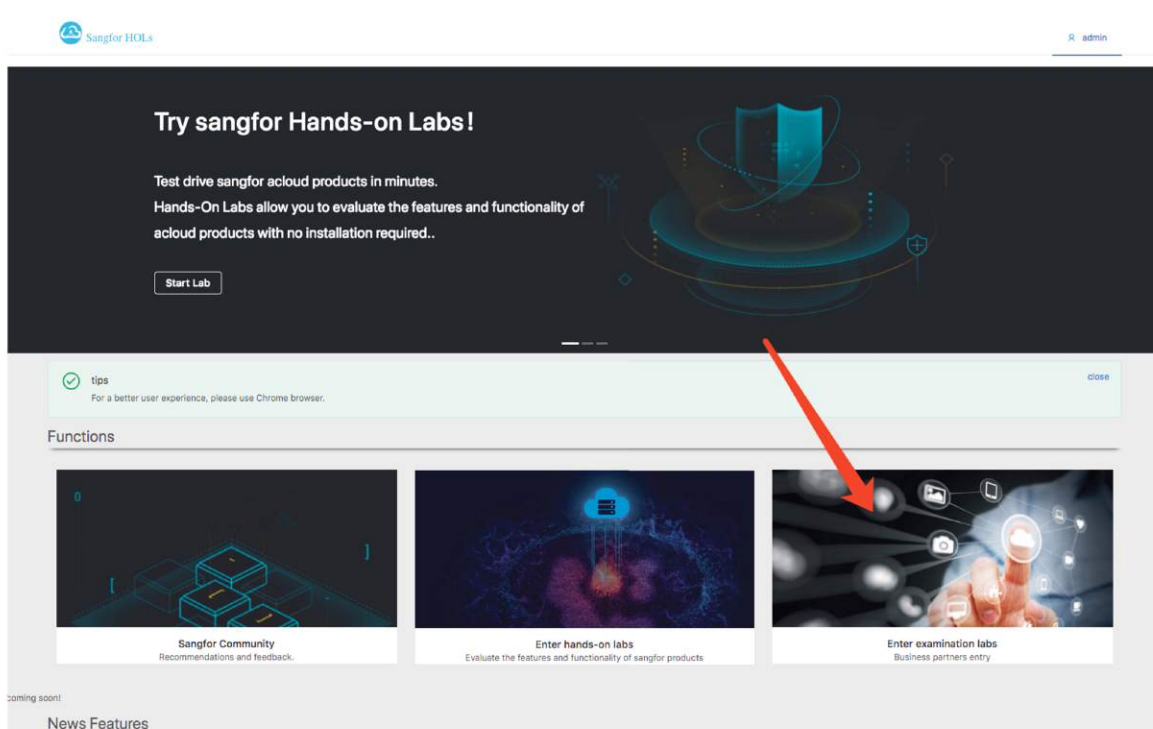
Step 1: Login the Labs

Click here to login the Labs: <http://labs.sangfor.com>

Note: Username and Password are the same as your Community account.



Step 2: Go to [Enter examination labs] and find your booked Scenario.



Step 3: Click [Download the document] to download <Answer Sheet> and read it carefully.

NGAF-NGAF_Associate_Lab exam_02

win7 Account: sangfor@sangfor123

Administrators: Ryan.zhang@sangfor.com
 version: 1
 Update Time: 2018-06-06
 Document: [Download the document](#)

View Document

SANGFOR Technical Certified Associate
 NGAF-NGAF_Associate_Lab exam

Scenario deployment instructions

Attention

- Examination Time is 08:00 to 22:00 (Malaysia Time GMT+8)
- Put all steps done and screenshots into [Answer Sheet]. Marks will be given based on the answer sheet.
- Please submit the [Answer Sheet] to tech.support@sangfor.com on examination day before 22:00(Malaysia Time GMT+8).

Hardware environment configuration	
	No Data Available
Software environment configuration	
	No Data Available

Service Capability Assessment Answer Sheet

Company Name : _____

Personnel Name : _____

Attention: Please rename the document to [zone-product line-company name- name]

Example: shenzhen-Advanced NGAF-Sangfor Technology-Bryan

Sample Answer:

Please provide a screenshot of the answer with simple description. Delete the sample answer provided below before submitting the answer.

Example: Create cluster for the servers. The server address is defined in a reasonable range.

Cluster Server:

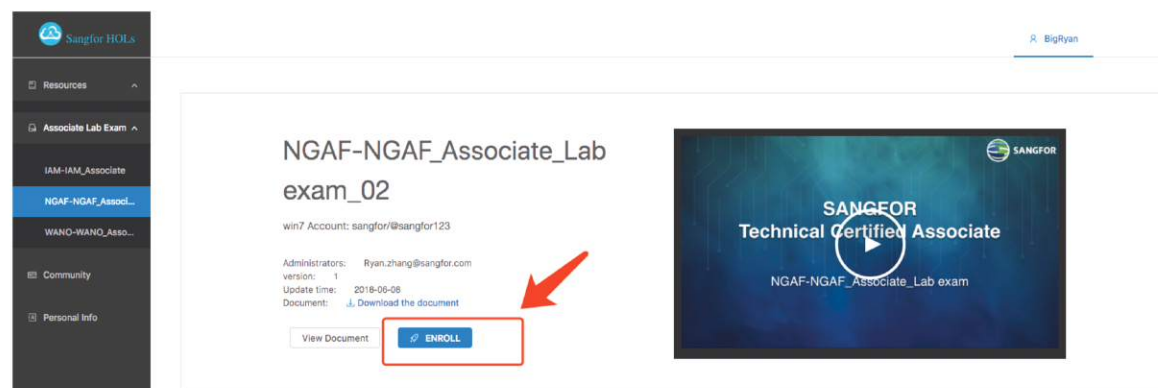
Node	CPU Usage	Memory Usage	IO Usage
102-183-201-1	24%	12%	3%
102-183-201-4	3%	11%	6%
102-183-201-3	9%	9%	6%

Cluster IP:

Step 4: Click [ENROLL] to start.

The Exam PC Username is sangfor

The Exam PC Password is @sangfor123



Step 5: Write down your answers in the answer sheet.

- The exam questions are shown on the exam pc.
- Paste all steps and screenshots into the answer sheet. Marks will be given based on the answer sheet.
- Examination Time is 08:00 to 22:00 (Malaysia Time GMT+8).

Step 6: Submit the answer sheet.

- Do not forget to write your Company name and personnel name on the answer sheet.
- Please submit your answer sheet to tech.support@sangfor.com on examination day before 22:00 (Malaysia Time GMT+8).